


# Home Automatic Washers LWS 2

Refer to Page 3 for Model Numbers



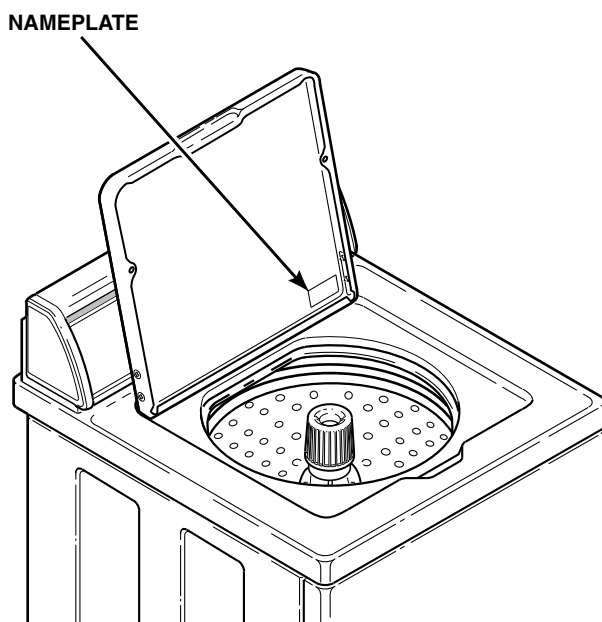
W001C\_201142

## Parts Ordering Information

If literature or replacement parts are required, contact the source from whom the machine was purchased or contact Alliance Laundry Systems at for the name and address of the nearest authorized parts distributor.

## Nameplate Location

When calling or writing about your product, be sure to mention model and serial numbers. Model and serial numbers are located on nameplate(s) as shown.



W429S\_201142

## Model Identification

Information in this manual is applicable to these washer models:

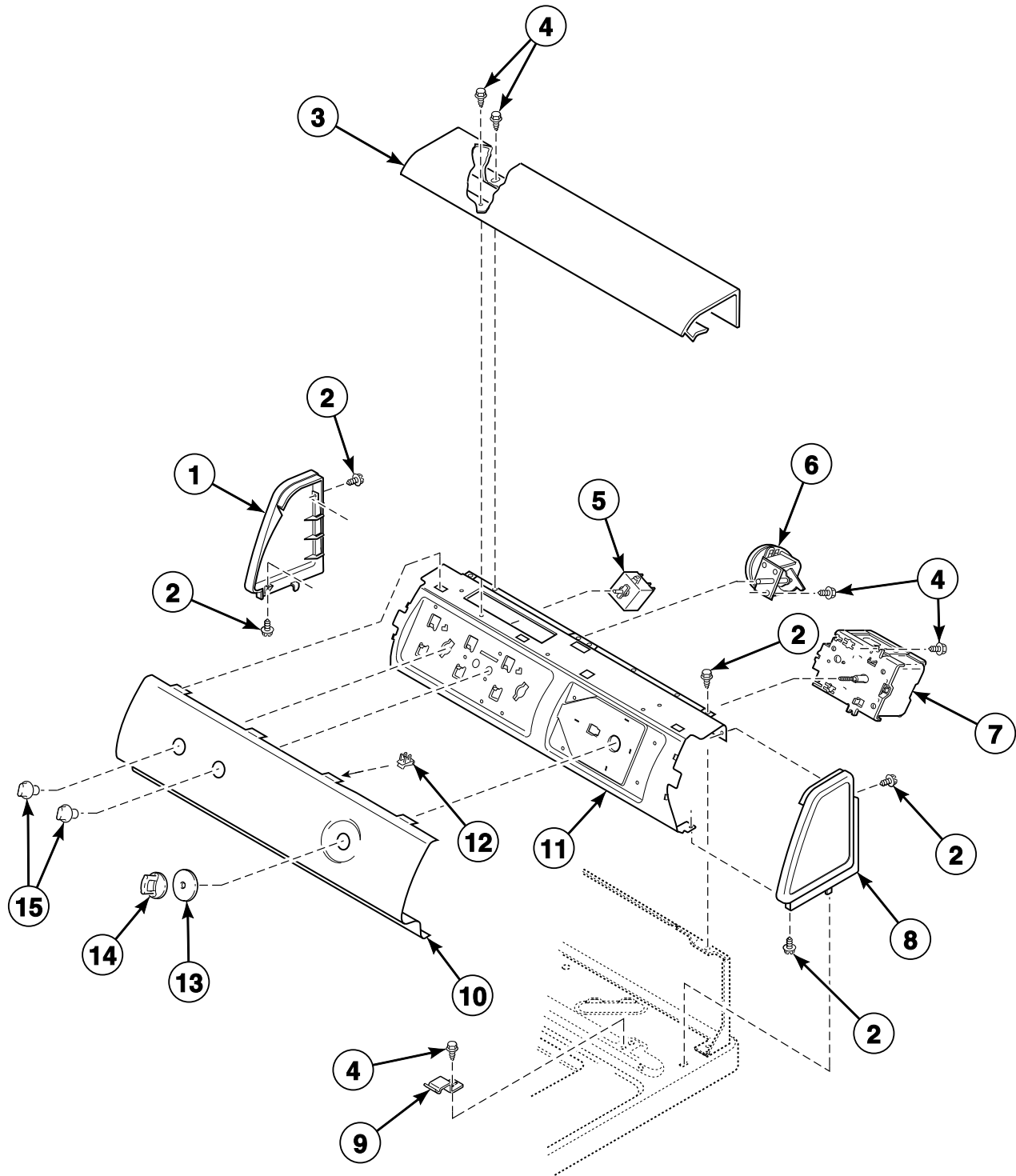
AWN552SN301AW01	LWS01A*-1000	LWS17M*-1000	LWZ01M*-1102
AWN552SN301NW22	LWS01A*-1088	LWS17M*-1127	LWZ01N*-1102
AWNA62SN301AW01	LWS01A*-3088	LWS17M*-3000	LWZ02N*-1102
AWZ17N*-1102	LWS01A*-3300	LWS17M*-3022	LWZ16A*-1000
AWZ44N*-1102	LWS01M*-1000	LWS17M*-3050	LWZ16M*-1000
AWZ45N*-1102	LWS01M*-3088	LWS17M*-3300	LWZ16N*-1000
AWZ51N*-1102	LWS01M*-3300	LWS17M*-3322	LWZ17A*-3000
AWZ52N*-1102	LWS01N*-3088	LWS17M*B3020	LWZ17A*B3020
AWZ53N*-1102	LWS01N*-3300	LWS17M*B3069	LWZ17A*B3069
CWN311SP111CW01	LWS02N*-1122	LWS17M*K	LWZ17M*-3000
CWN412SP111CW01	LWS11A*-3062	LWS17N*-1000	LWZ17M*B3020
DWN412SP111CW01	LWS11N*-3062	LWS17N*-1122	LWZ17M*B3069
FWN311SP301NW10	LWS16A*-1000	LWS17N*-1127	LWZ17N*-3022
FWN311SP301NW22	LWS16A*-3000	LWS17N*-3000	LWZ17N*B3020
LWB19A*-1109	LWS16A*-3022	LWS17N*-3022	LWZ17N*B3069
LWB19B*-1109	LWS16A*-3300	LWS17N*-3028	LWZ20M*-3300
LWB19M*-1109	LWS16A*-3322	LWS17N*-3300	LWZ20N*-3300
LWD51N*-1100	LWS16A*K	LWS17N*-3322	LWZ22M*-1102
LWD52M*-1100	LWS16B*K	LWS17N*-5423	LWZ22N*-1102
LWD52N*-1100	LWS16M*-1000	LWS17N*B3020	LWZ42M*-1102
LWG74A*-3050	LWS16M*-3000	LWS17N*B3069	LWZ42N*-1102
LWH16N*-3322	LWS16M*-3022	LWS17N*K	LWZ52M*-1102
LWH18A*-3322	LWS16M*-3300	LWS21A*-3062	LWZ52N*-1102
LWH18N*-3322	LWS16M*-3322	LWS21N*-3062	LWZ77M*-1102
LWK23A*-3050	LWS16M*K	LWS42M*-3050	LWZ77N*-1102
LWK24A*-3050	LWS16N*-1000	LWS42N*-3050	MWN311SP111TW06
LWK24N*-3050	LWS16N*-1122	LWS45M*-1127	YWN311PP111CW01
LWK73A*-3050	LWS16N*-3022	LWS45N*-1127	YWN321SP541RW01
LWK74A*-3050	LWS16N*-3322	LWS45N*-1130	ZWN311SP111CW01
LWK74N*-3050	LWS16N*-5423	LWS52N*-1127	ZWN412SP111CW01
LWN311PP111NW22	LWS16N*K	LWT42N*-1100	ZWN432SP111CW01
LWN311SP101NW22	LWS17A*-1000	LWT52N*-1100	
LWN311SP111NW22	LWS17A*-3000	LWY17A*-1109	
LWN311SP111TW05	LWS17A*-3022	LWY17B*-1109	
LWN311SP301NW22	LWS17A*-3028	LWY17M*-1109	
LWN311SP331NW22	LWS17A*-3050	LWY45A*-1109	
LWN311SP541NW23	LWS17A*-3300	LWY45B*-1109	
LWN311SP541RW01	LWS17A*-3322	LWY45M*-1109	
LWN311WP101NW22	LWS17A*B3020		
LWN311WP111NW22	LWS17A*B3069		
LWN311WP301NW22	LWS17A*K		
LWN311WP331NW22	LWS17B*K		
LWN311WP541NW23			
LWN311WP541RW01			
LWN312SP301AW01			

\* Add Letter To Designate Color. L - Almond Q - Bisque W - White

# LWS 2

# Graphic Panel, Control Support Panel and Controls (Drawing 1 of 9)

Models LWN311PP111NW22, LWS01A\*-1000, LWS01A\*-1088, LWS01A\*-3088, LWS01A\*-3300,  
LWS01M\*-3088, LWS01M\*-3300, LWS01N\*-3088, LWS01N\*-3300, LWS02N\*-1122, LWZ01M\*-1102,  
LWZ01N\*-1102, LWZ02N\*-1102 and YWN311PP111CW01



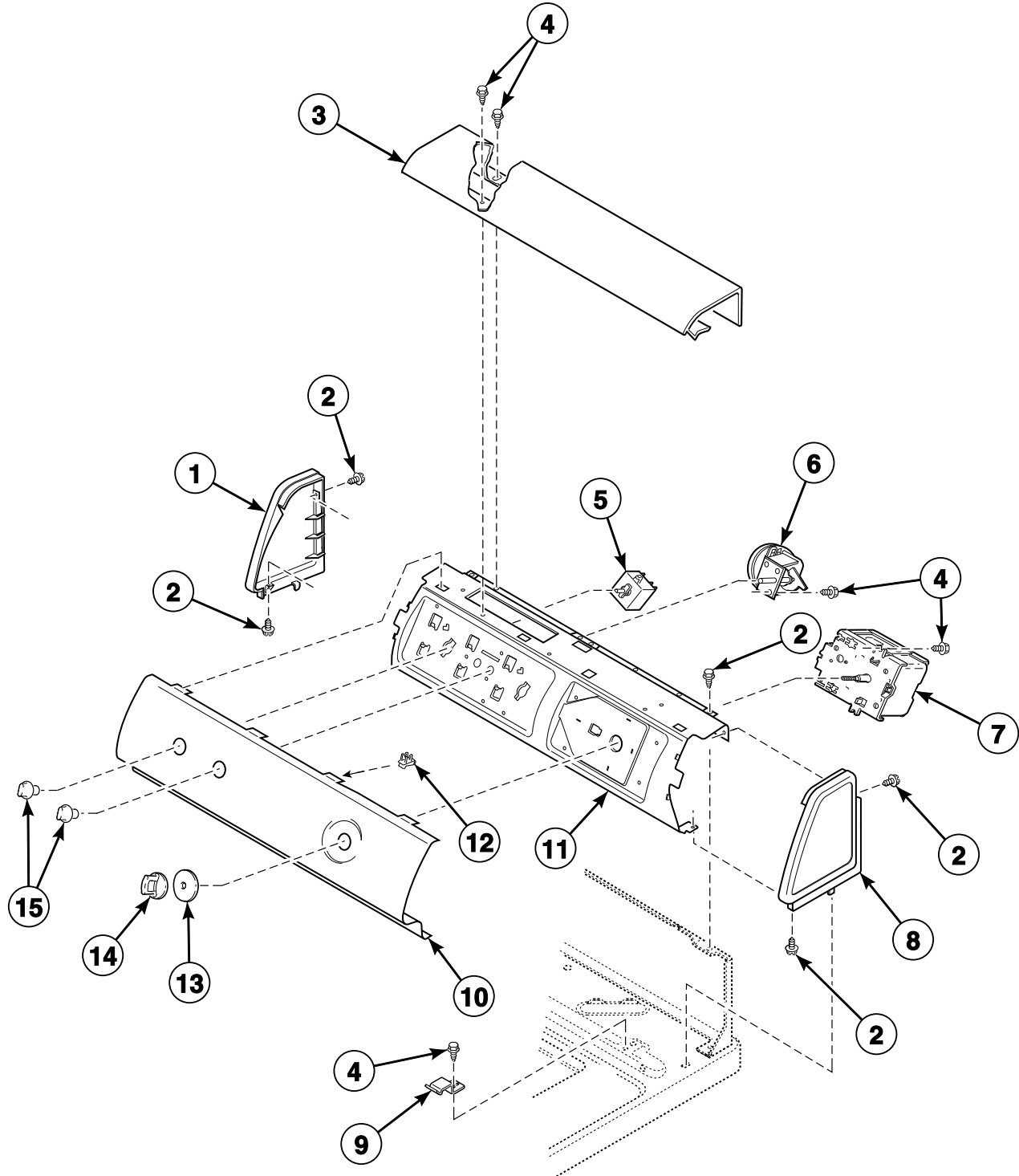
W320P\_201142

# LWS 2 P1



# Graphic Panel, Control Support Panel and Controls (Drawing 2 of 9)

Models LWN311WP101NW22, LWN311WP111NW22, LWN311WP301NW22, LWN311WP331NW22, LWN311WP541NW23, LWN311WP541RW01, LWS16A\*-1000, LWS16A\*-3000, LWS16A\*-3022, LWS16A\*-3300, LWS16A\*-3322, LWS16A\*K, LWS16B\*K, LWS16M\*-1000, LWS16M\*-3000, LWS16M\*-3022, LWS16M\*-3300, LWS16M\*-3322, LWS16M\*K, LWS16N\*-1000, LWS16N\*-1122, LWS16N\*-3022, LWS16N\*-3322, LWS16N\*-5423, LWS16N\*K, LWZ16A\*-1000, LWZ16M\*-1000, LWZ16N\*-1000, LWZ22M\*-1102 and LWZ22N\*-1102

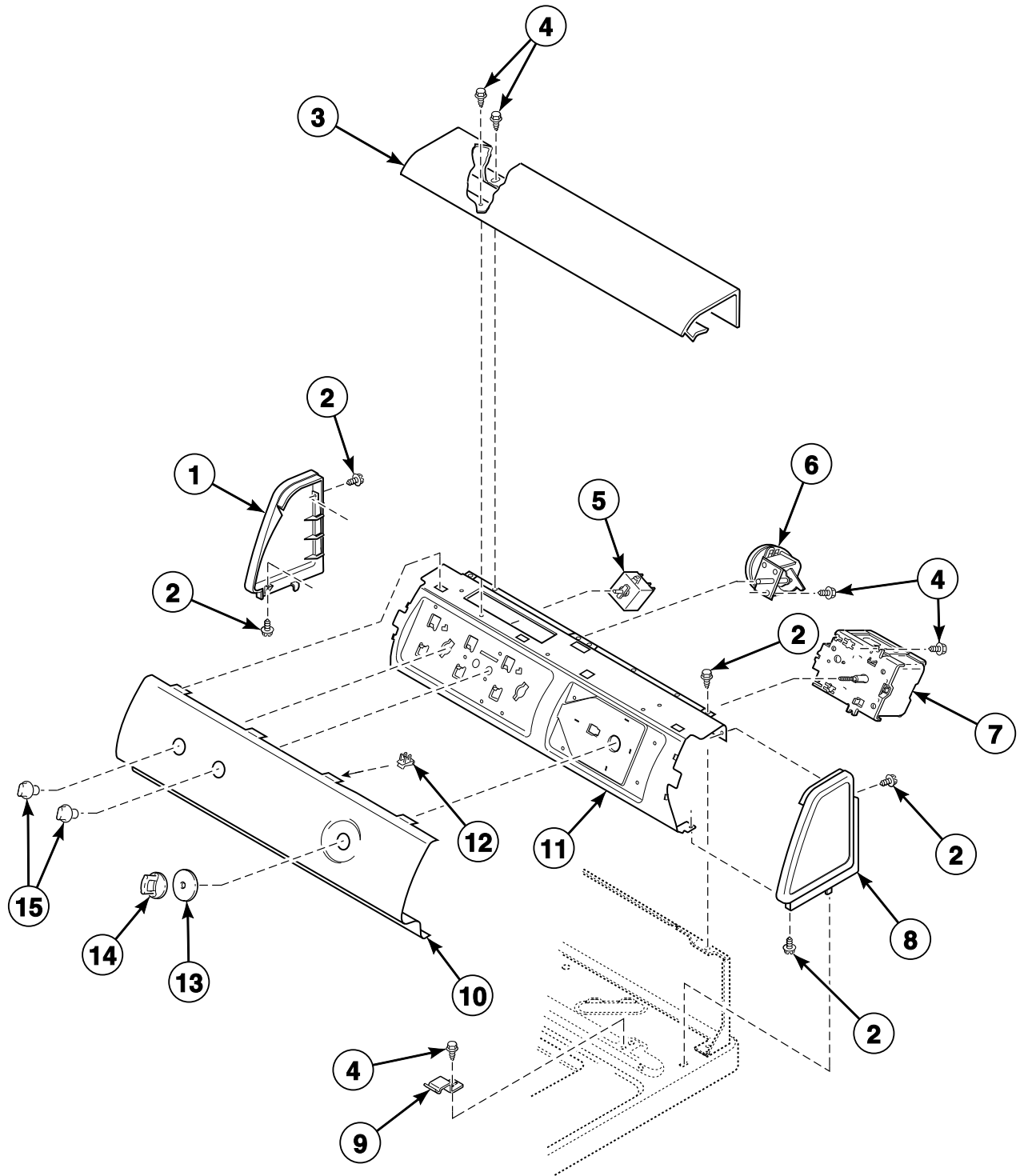


W320P\_201142

**LWS 2 P2**

# Graphic Panel, Control Support Panel and Controls (Drawing 3 of 9)

Models AWZ44N\*-1102, AWZ45N\*-1102, CWN412SP111CW01, LWB19A\*-1109, LWB19B\*-1109, LWB19M\*-1109, LWS45M\*-1127, LWS45N\*-1127, LWS45N\*-1130, LWT42N\*-1100, LWY17A\*-1109, LWY17B\*-1109, LWY45A\*-1109, LWY45B\*-1109, LWY45M\*-1109, LWZ42M\*-1102, LWZ42N\*-1102 and ZWN412SP111CW01

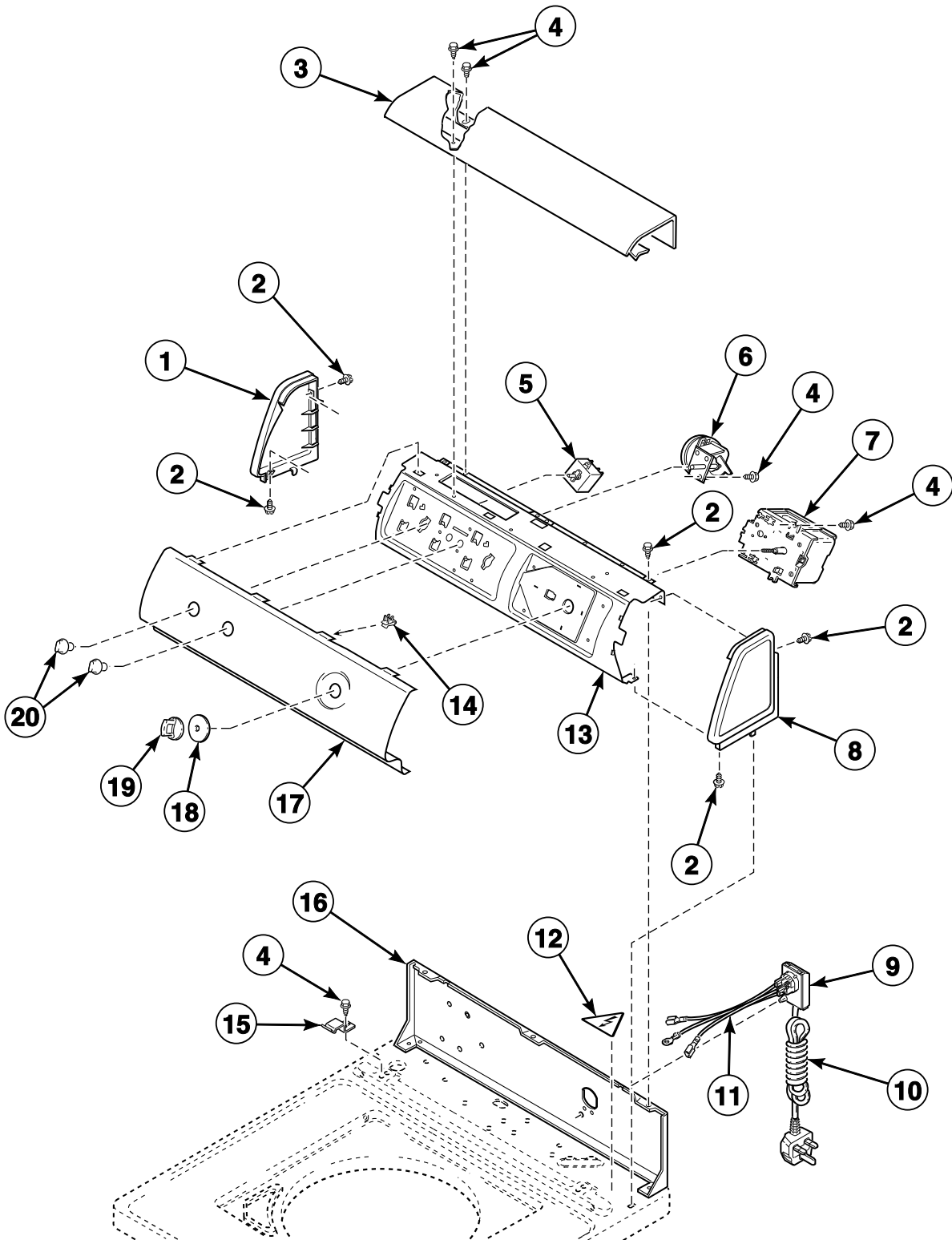


W320P\_201142

**LWS 2 P3**

# Graphic Panel, Control Support Panel and Controls (Drawing 4 of 9)

Models LWS17M\*B3020, LWS17N\*B3020, LWZ17M\*B3020 and LWZ17N\*B3020

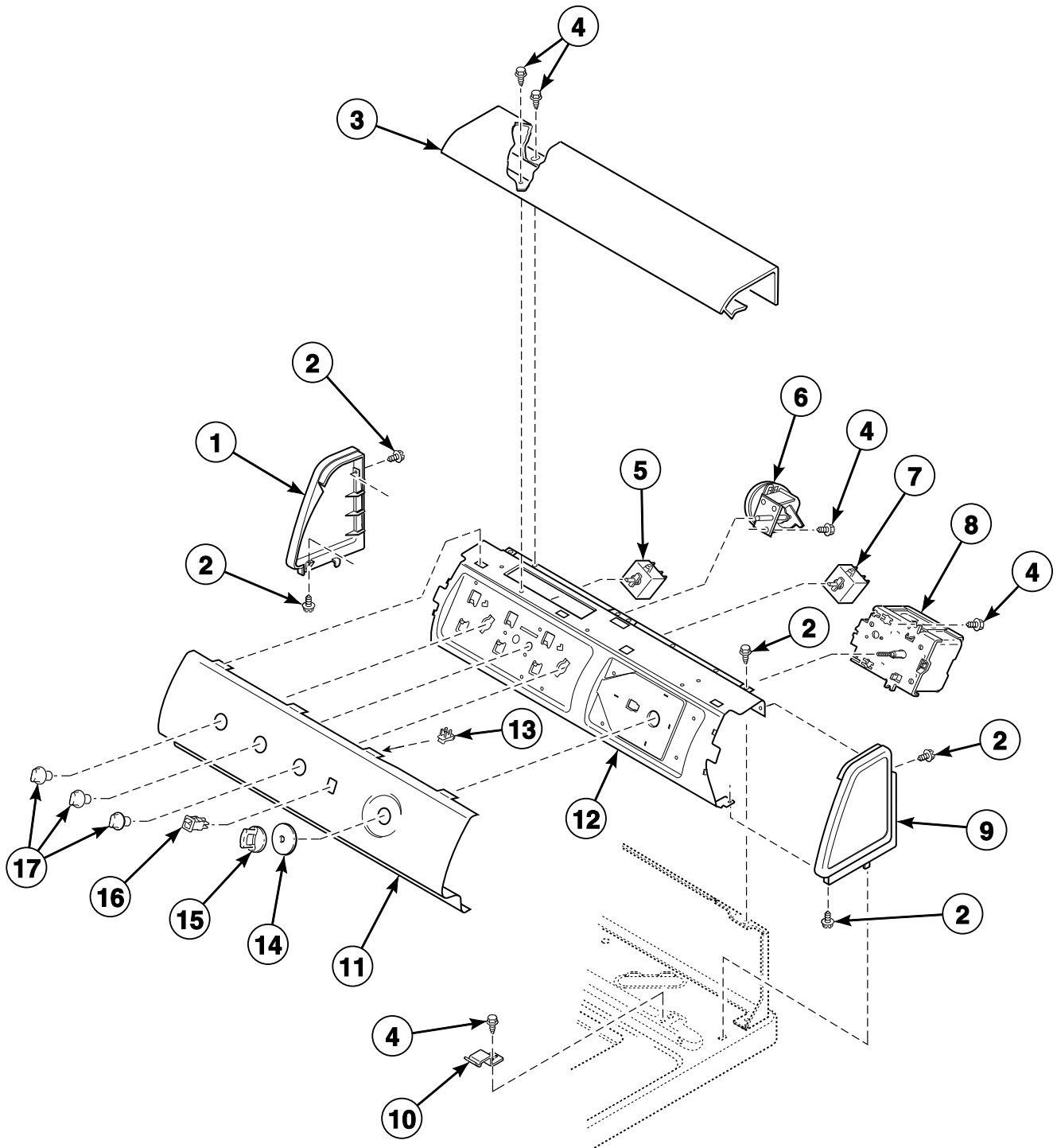


TLW1469P\_201142

## LWS 2 P4

# Graphic Panel, Control Support Panel and Controls (Drawing 5 of 9)

Models AWZ51N\*-1102, AWZ52N\*-1102, DWN412SP111CW01, LWD51N\*-1100, LWD52M\*-1100,  
LWD52N\*-1100, LWS52N\*-1127, LWT52N\*-1100, LWZ52M\*-1102, LWZ52N\*-1102, LWZ77M\*-1102,  
LWZ77N\*-1102 and ZWN432SP111CW01

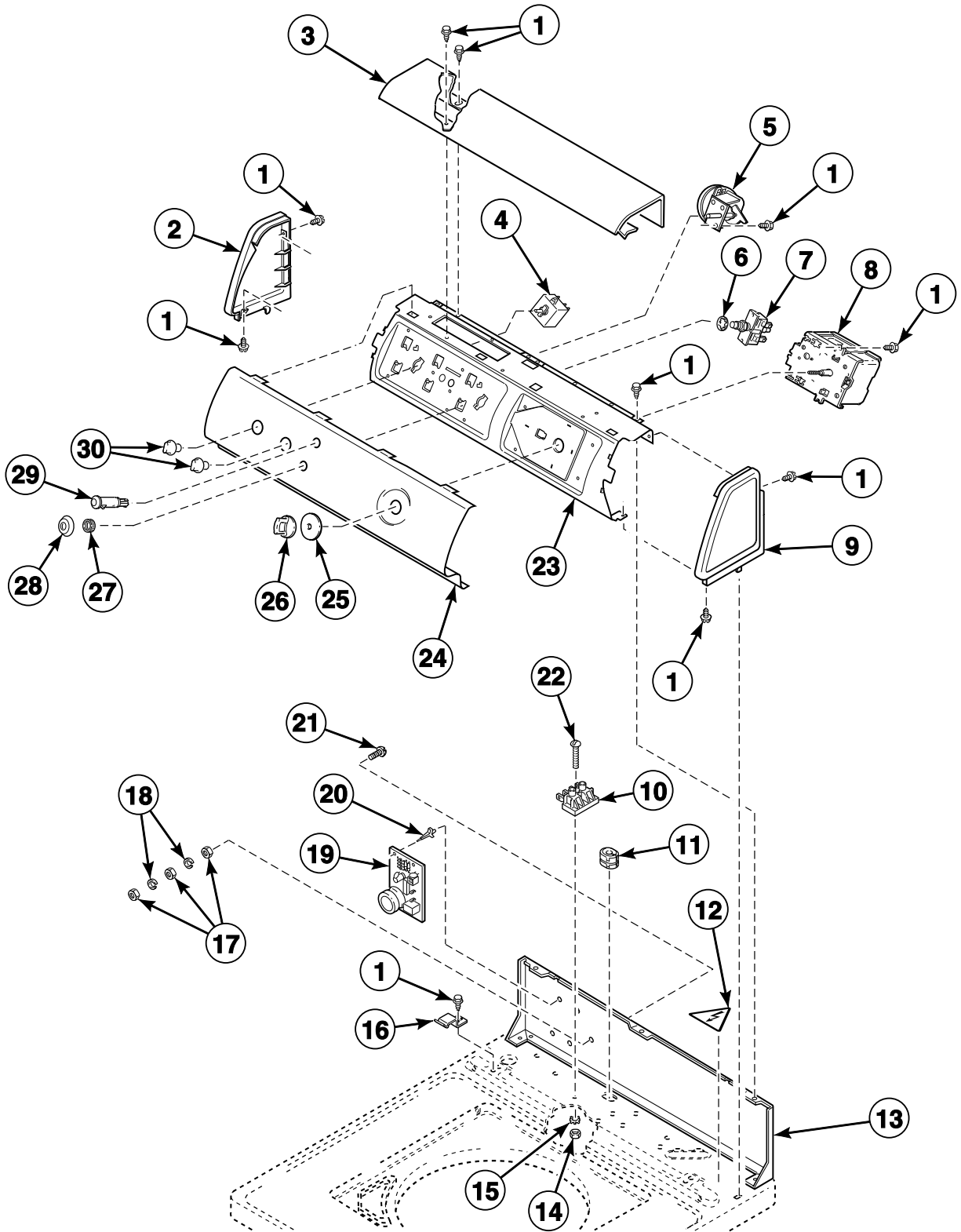


W322P\_201142

**LWS 2 P6**

# Graphic Panel, Control Support Panel and Controls (Drawing 6 of 9)

Models LWS17A\*B3069, LWS17M\*B3069, LWZ17A\*B3069 and LWZ17M\*B3069  
Models Through Serial No. 00061999

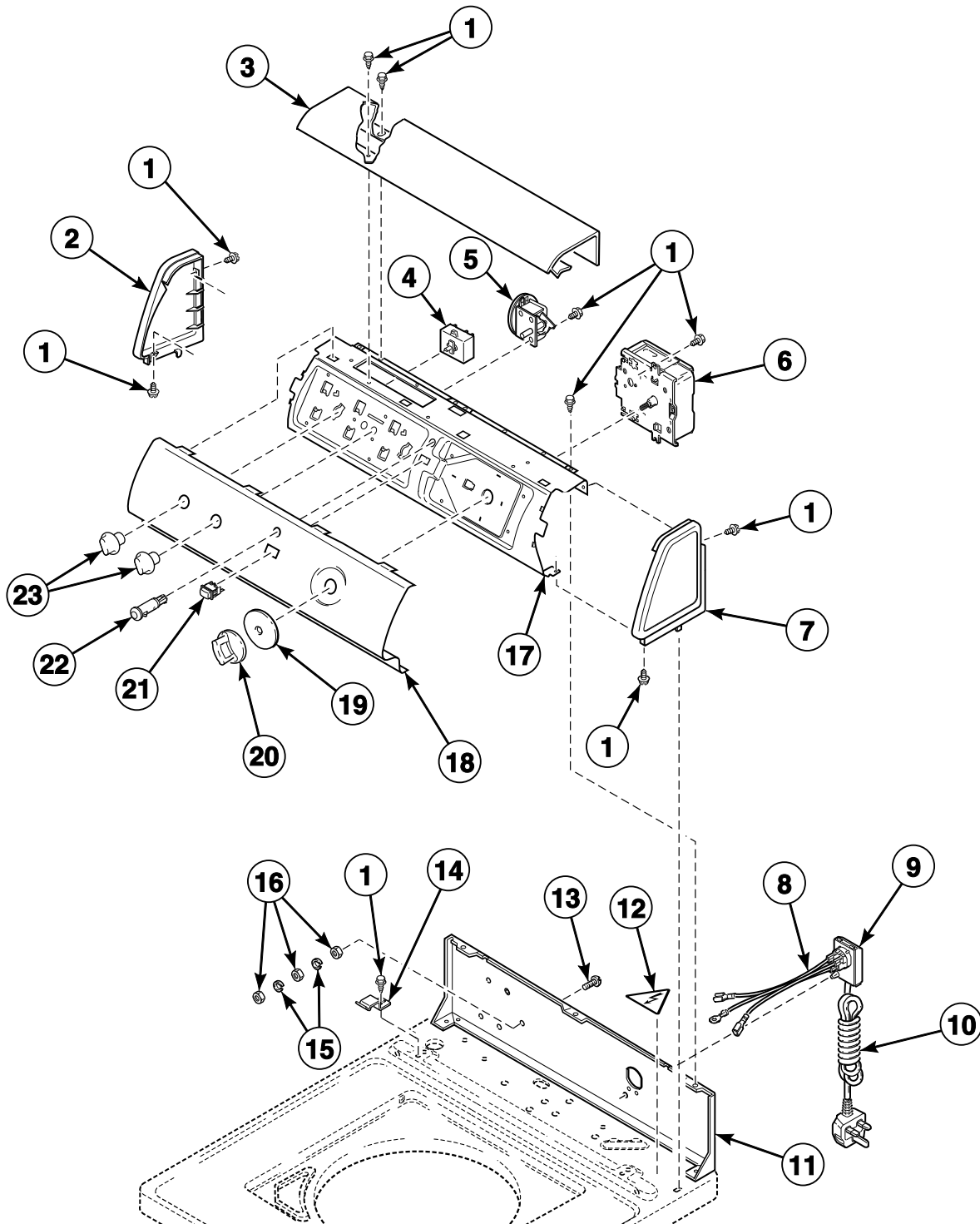


W397P\_201142

**LWS 2 P7**

# Graphic Panel, Control Support Panel and Controls (Drawing 7 of 9)

Models LWS17A\*B3069, LWS17M\*B3069, LWZ17A\*B3069 and LWZ17M\*B3069  
Models Starting Serial No. 00062000

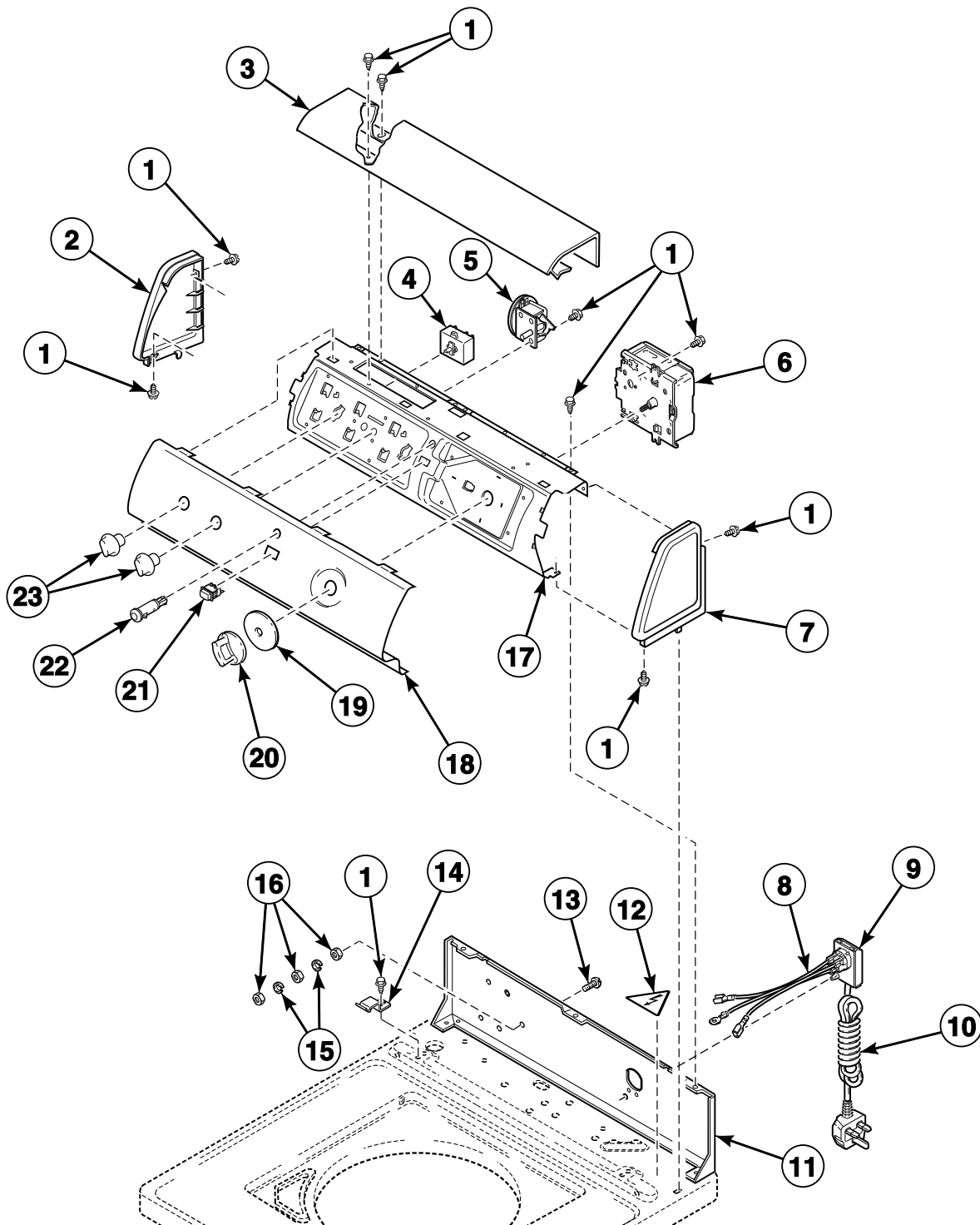


TLW1310P\_201142

## LWS 2 P8

# Graphic Panel, Control Support Panel and Controls (Drawing 8 of 9)

Models LWS17N\*B3069 and LWZ17N\*B3069

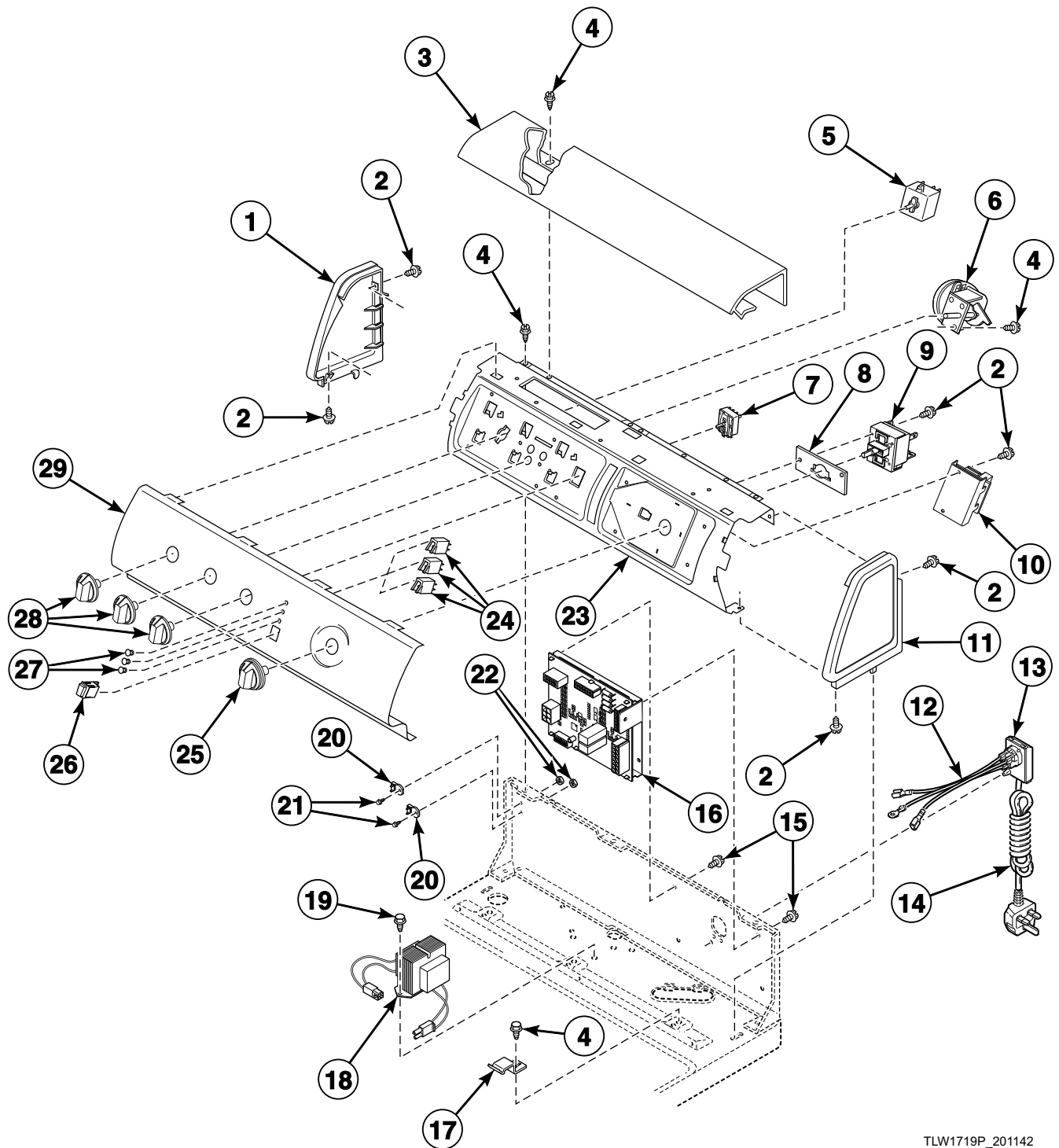


TLW1310P\_201142

**LWS 2 P9**

# Graphic Panel, Control Support Panel and Controls (Drawing 9 of 9)

Model AWWA62SN301AW01



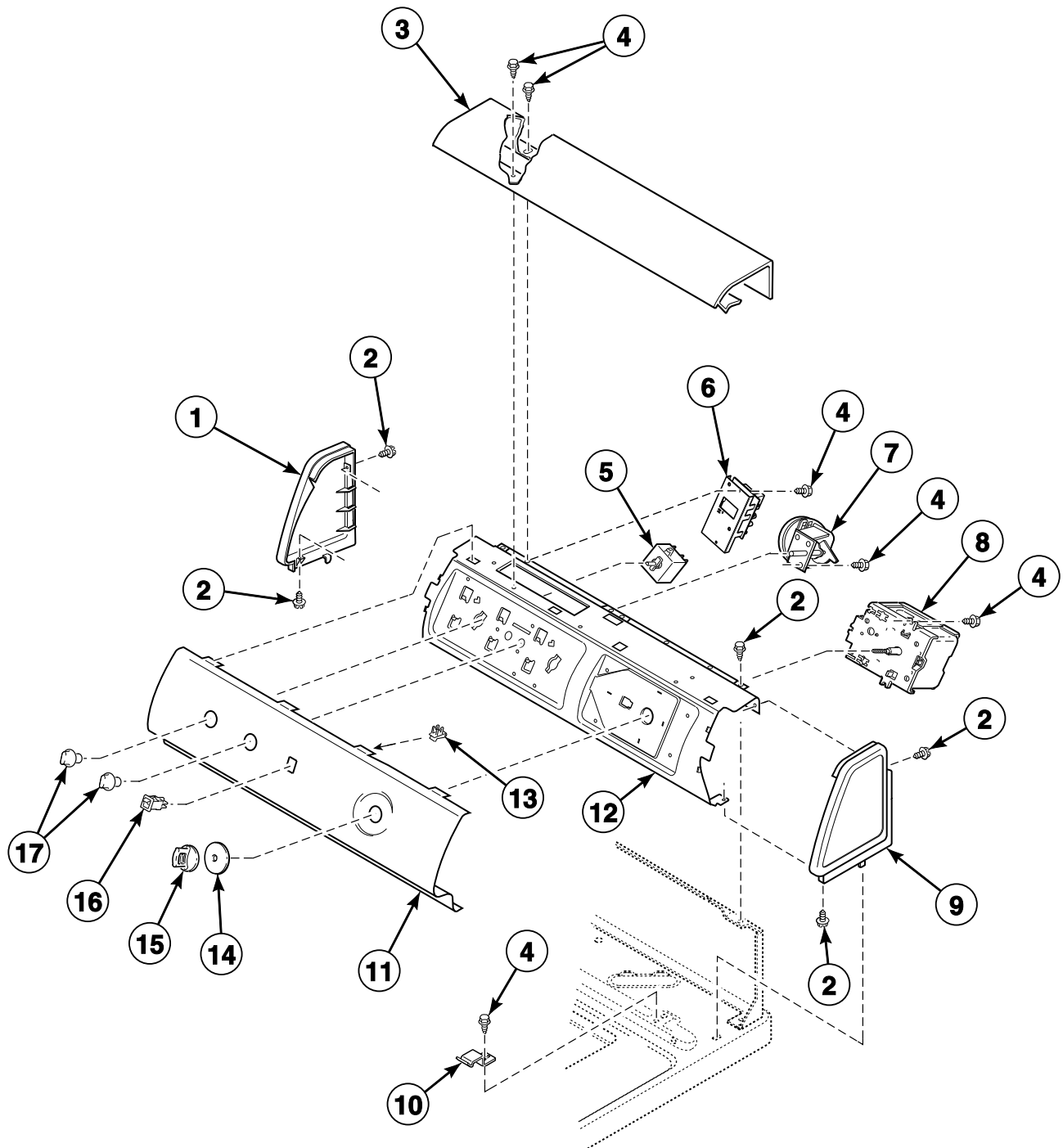
TLW1719P\_201142

LWS 2 P10



# Graphic Panel, Control Support Panel and Temperature Control

Model AWZ53N\*-1102

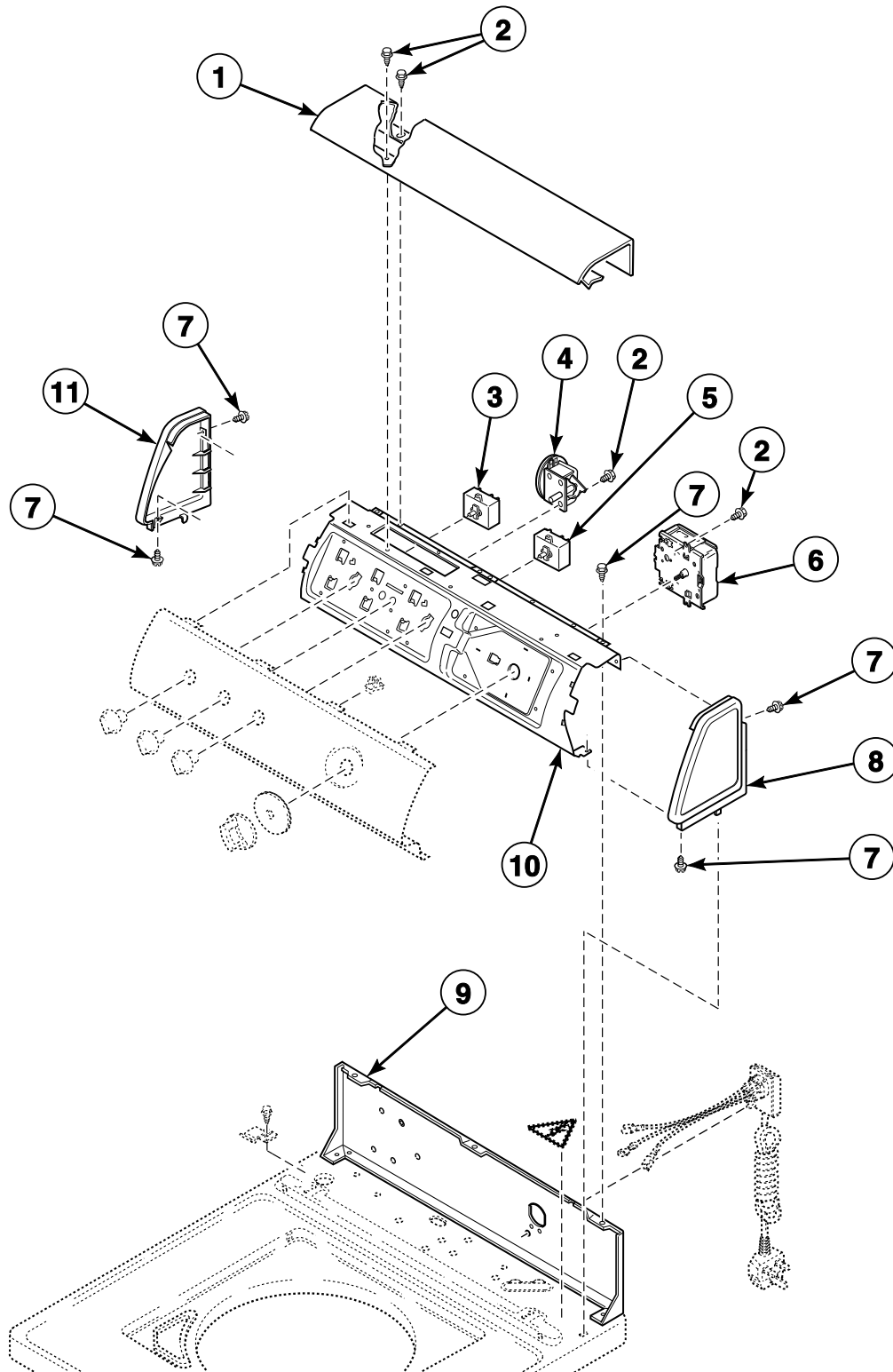


TLW1511P\_201142

**LWS 2 P11**

## Control Support Panel and Controls (Drawing 1 of 2)

Models AWN552SN301AW01, AWN552SN301NW22, LWG74A\*-3050, LWK23A\*-3050, LWK24A\*-3050, LWK24N\*-3050, LWK73A\*-3050, LWK74A\*-3050, LWK74N\*-3050, LWN312SP301AW01, LWS11A\*-3062, LWS11N\*-3062, LWS17A\*-3028, LWS17A\*-3050, LWS17M\*-3050, LWS17N\*-3028, LWS21A\*-3062, LWS21N\*-3062, LWS42M\*-3050 and LWS42N\*-3050

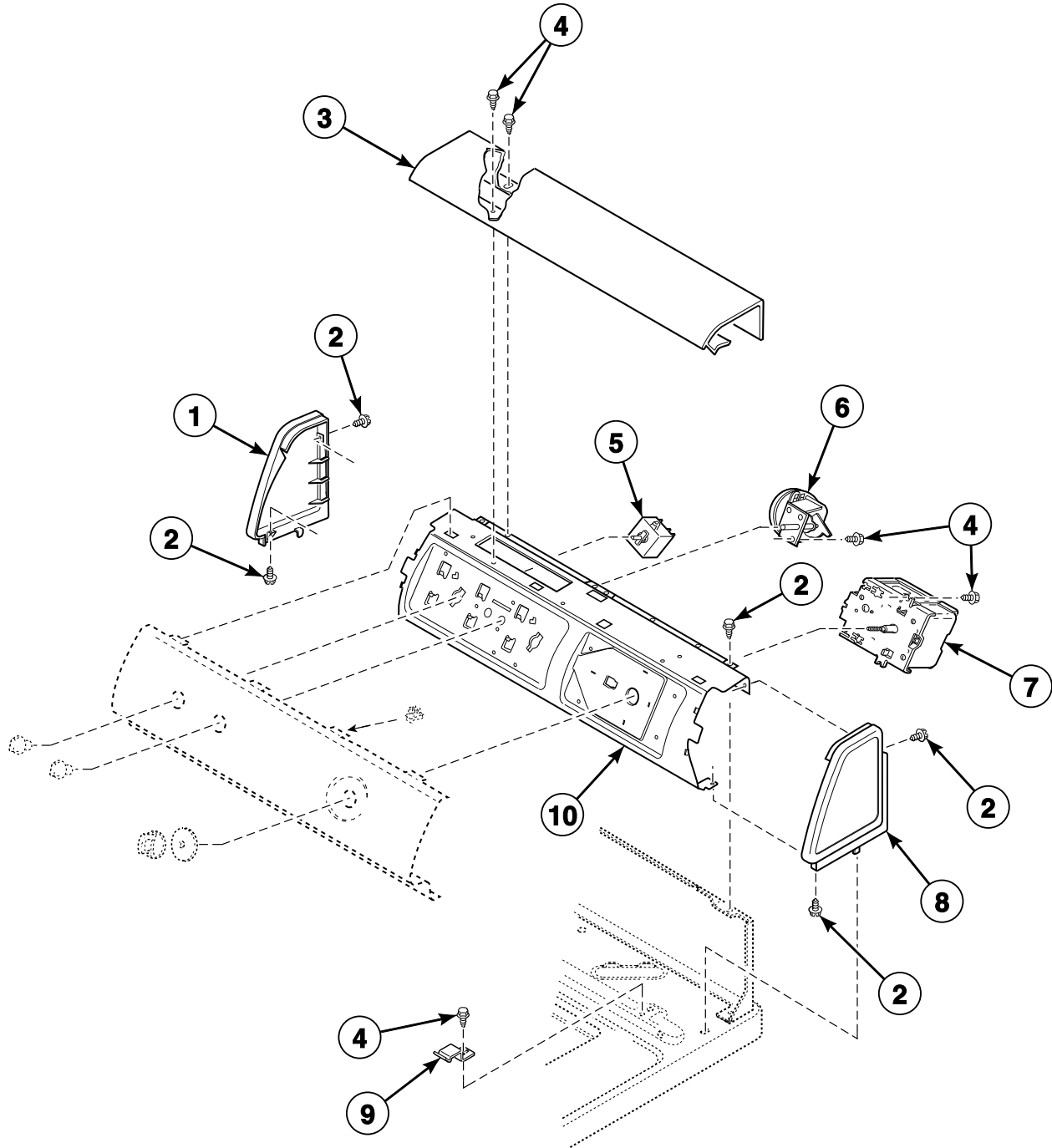


TLW1528P\_201142

# LWS 2 P12

## Control Support Panel and Controls (Drawing 2 of 2)

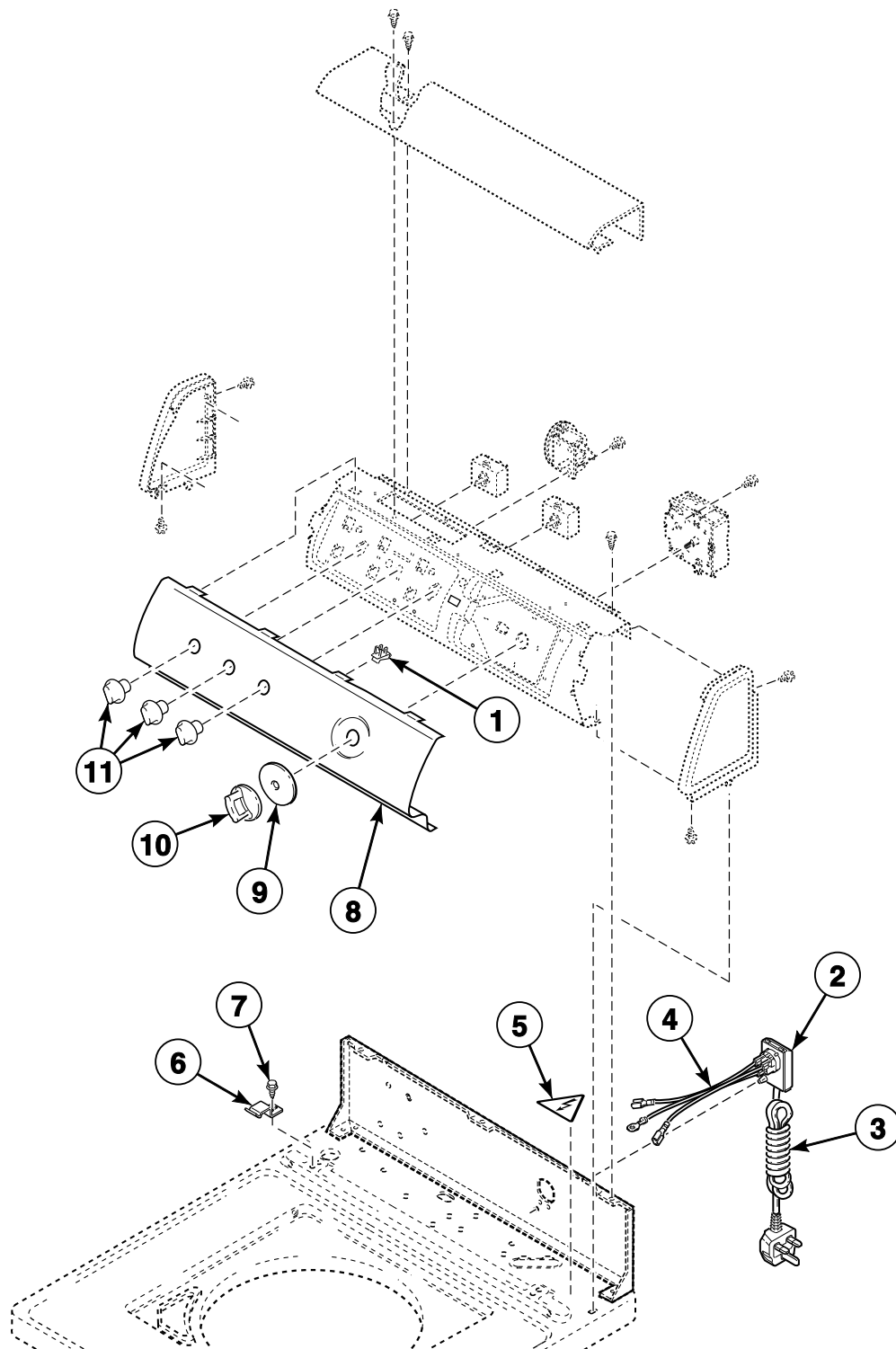
Models AWZ17N\*-1102, CWN311SP111CW01, FWN311SP301NW10, FWN311SP301NW22, LWH16N\*-3322, LWH18A\*-3322, LWH18N\*-3322, LWN311SP101NW22, LWN311SP111NW22, LWN311SP111TW05, LWN311SP301NW22, LWN311SP331NW22, LWN311SP541NW23, LWN311SP541RW01, LWS17A\*-1000, LWS17A\*-3000, LWS17A\*-3022, LWS17A\*-3300, LWS17A\*-3322, LWS17A\*B3020, LWS17A\*K, LWS17B\*K, LWS17M\*-1000, LWS17M\*-1127, LWS17M\*-3000, LWS17M\*-3022, LWS17M\*-3300, LWS17M\*-3322, LWS17M\*K, LWS17N\*-1000, LWS17N\*-1122, LWS17N\*-1127, LWS17N\*-3000, LWS17N\*-3022, LWS17N\*-3300, LWS17N\*-3322, LWS17N\*-5423, LWS17N\*K, LWY17A\*-1109, LWY17B\*-1109, LWY17M\*-1109, LWZ17A\*-3000, LWZ17A\*B3020, LWZ17N\*-3022, LWZ20M\*-3300, LWZ20N\*-3300, MWN311SP111TW06, YWN321SP541RW01 and ZWN311SP111CW01



TLW1641P\_201142

## Graphic Panel and Control Knobs (Drawing 1 of 2)

Models AWN552SN301AW01, AWN552SN301NW22, LWG74A\*-3050, LWK23A\*-3050, LWK24A\*-3050, LWK24N\*-3050, LWK73A\*-3050, LWK74A\*-3050, LWK74N\*-3050, LWN312SP301AW01, LWS11A\*-3062, LWS11N\*-3062, LWS17A\*-3028, LWS17A\*-3050, LWS17M\*-3050, LWS17N\*-3028, LWS21A\*-3062, LWS21N\*-3062, LWS42M\*-3050 and LWS42N\*-3050

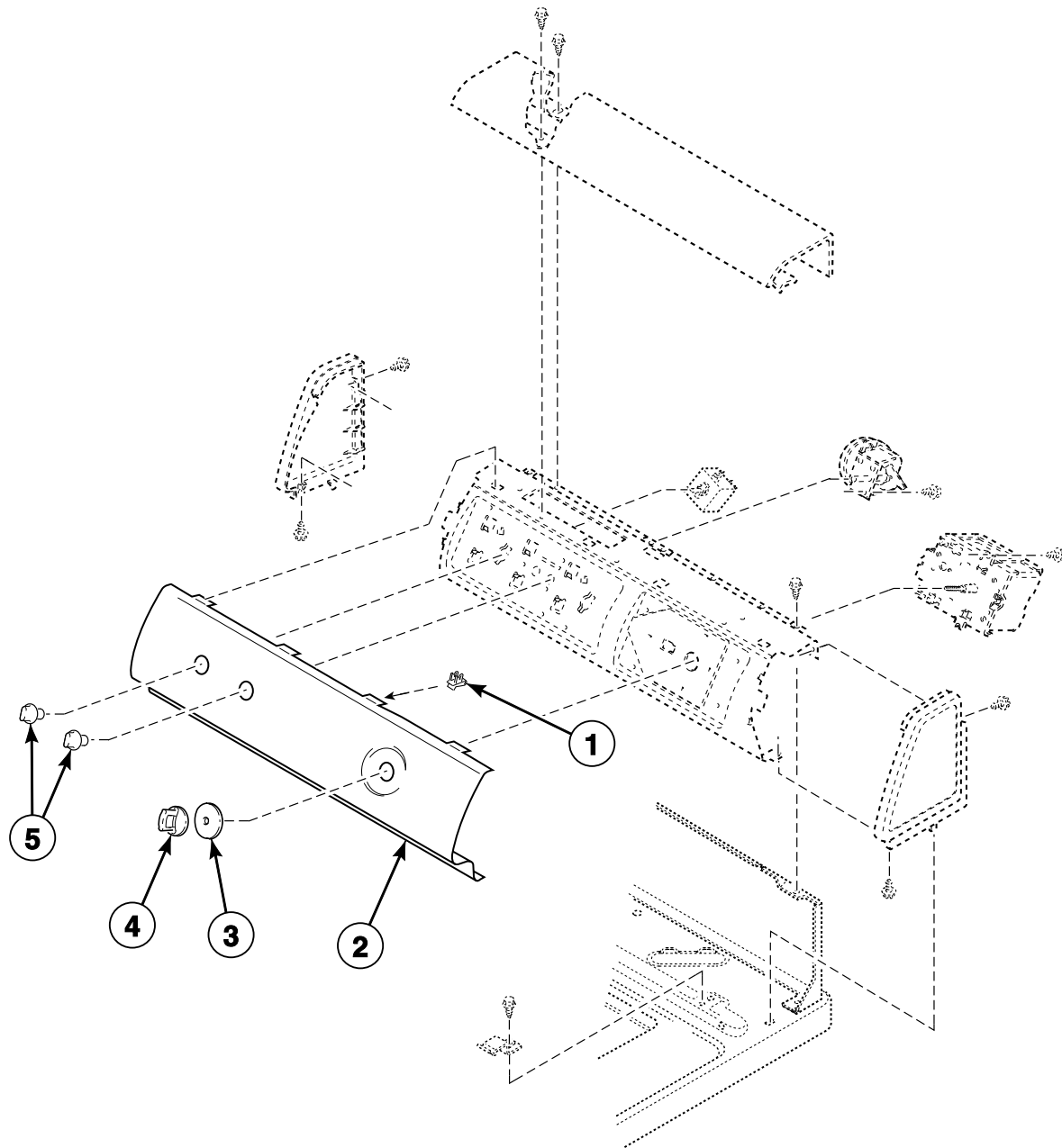


TLW1529P\_201142

# LWS 2 P14

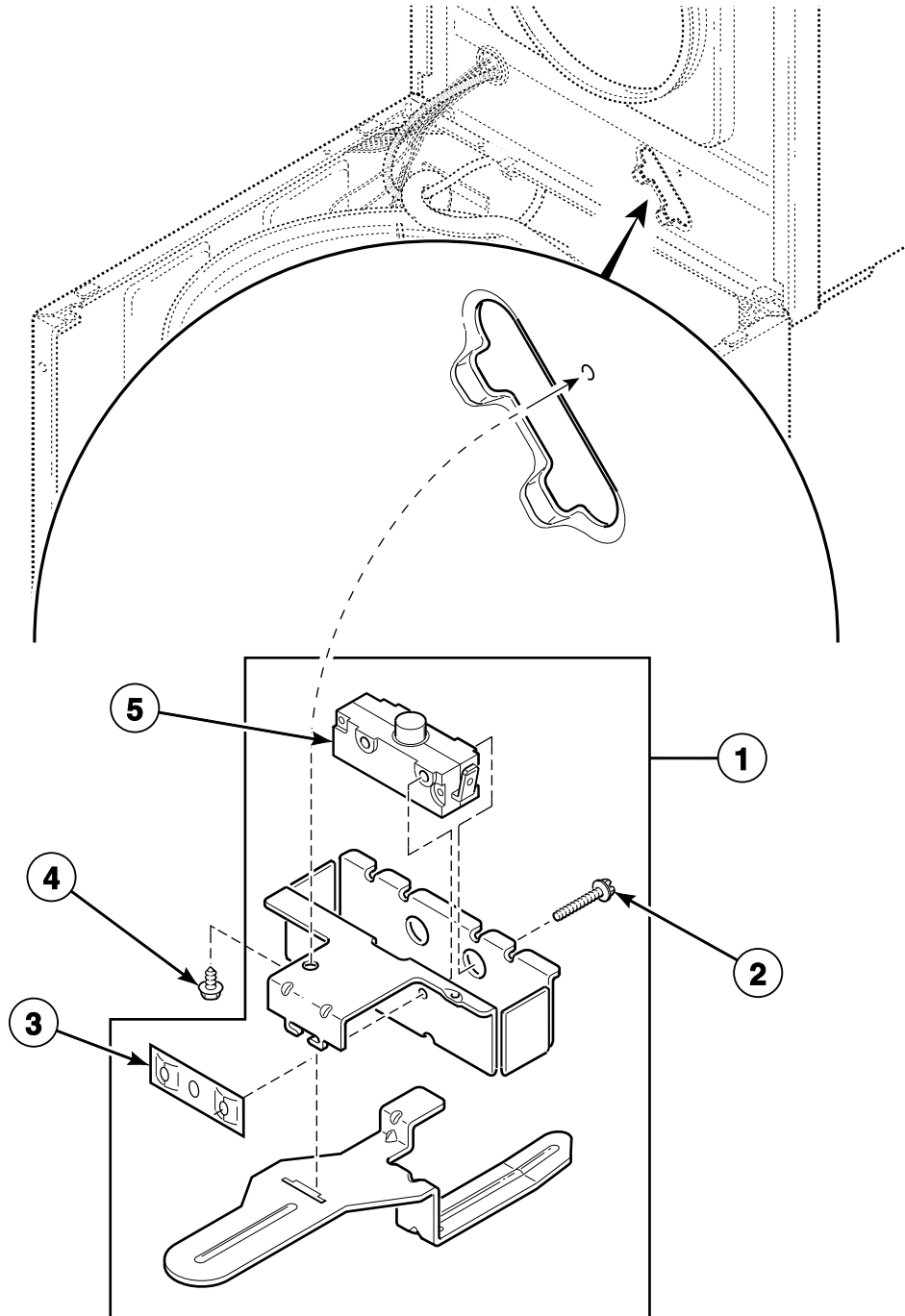
## Graphic Panel and Control Knobs (Drawing 2 of 2)

Models AWZ17N\*-1102, CWN311SP111CW01, FWN311SP301NW10, FWN311SP301NW22, LWH16N\*-3322, LWH18A\*-3322, LWH18N\*-3322, LWN311SP101NW22, LWN311SP111NW22, LWN311SP111TW05, LWN311SP301NW22, LWN311SP331NW22, LWN311SP541NW23, LWN311SP541RW01, LWS17A\*-1000, LWS17A\*-3000, LWS17A\*-3022, LWS17A\*-3300, LWS17A\*-3322, LWS17A\*B3020, LWS17A\*K, LWS17B\*K, LWS17M\*-1000, LWS17M\*-1127, LWS17M\*-3000, LWS17M\*-3022, LWS17M\*-3300, LWS17M\*-3322, LWS17M\*K, LWS17N\*-1000, LWS17N\*-1122, LWS17N\*-1127, LWS17N\*-3000, LWS17N\*-3022, LWS17N\*-3300, LWS17N\*-3322, LWS17N\*-5423, LWS17N\*K, LWY17A\*-1109, LWY17B\*-1109, LWY17M\*-1109, LWZ17A\*-3000, LWZ17A\*B3020, LWZ17N\*-3022, LWZ20M\*-3300, LWZ20N\*-3300, MWN311SP111TW06, YWN321SP541RW01 and ZWN311SP111CW01



TLW1641PA\_201142

# Lid Switch Assembly

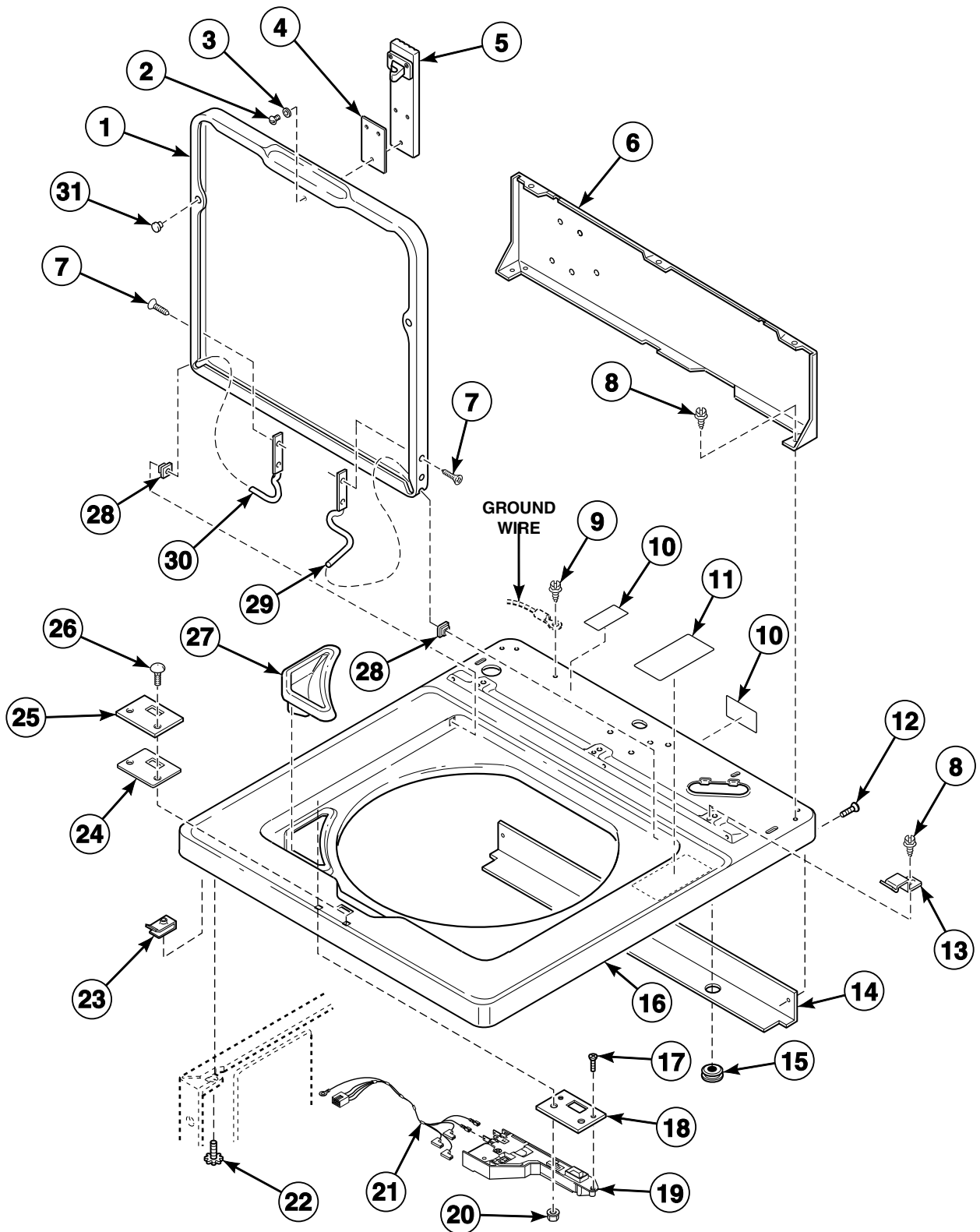


TLW1832B\_201142

**LWS 2 P16**

# Top, Lid and Lid Lock

All Models with the Suffix B3069 in the Model Number

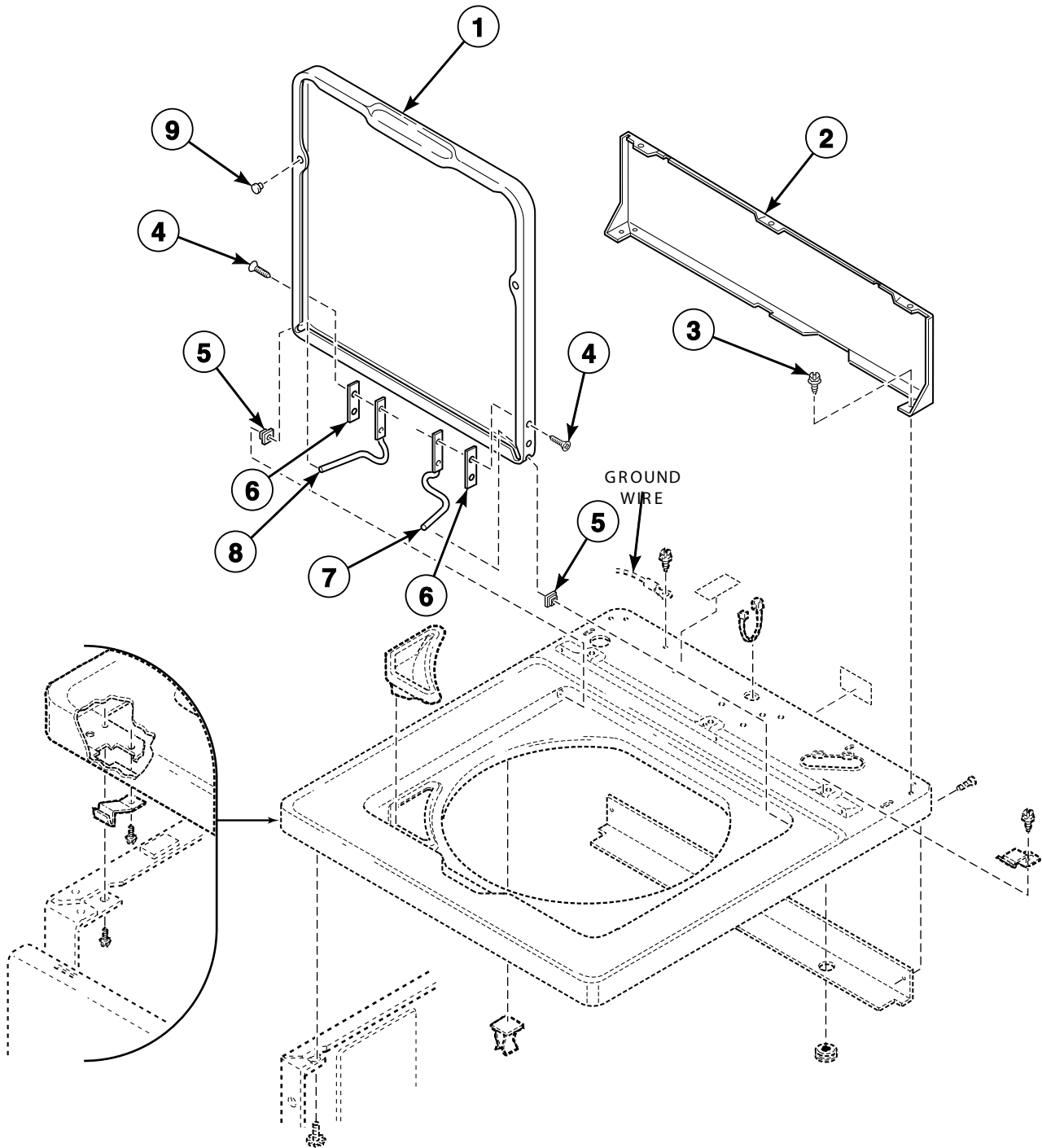


TLW1575P\_201142

# LWS 2 P17

# Lid and Hood Back Panel

All Models without the Suffix B3069 in the Model Number



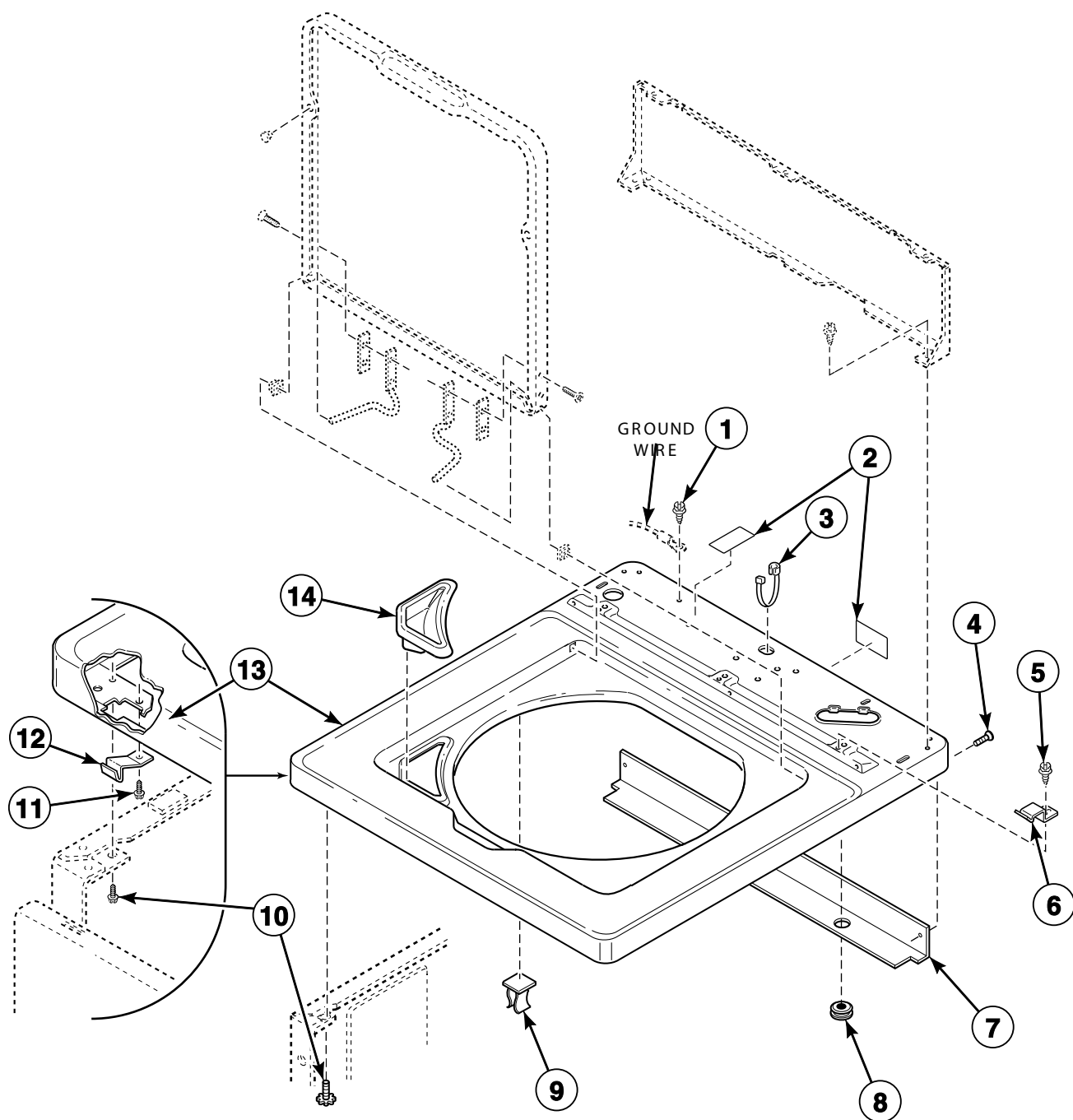
TLW1740P\_201142

## LWS 2 P18



# Top

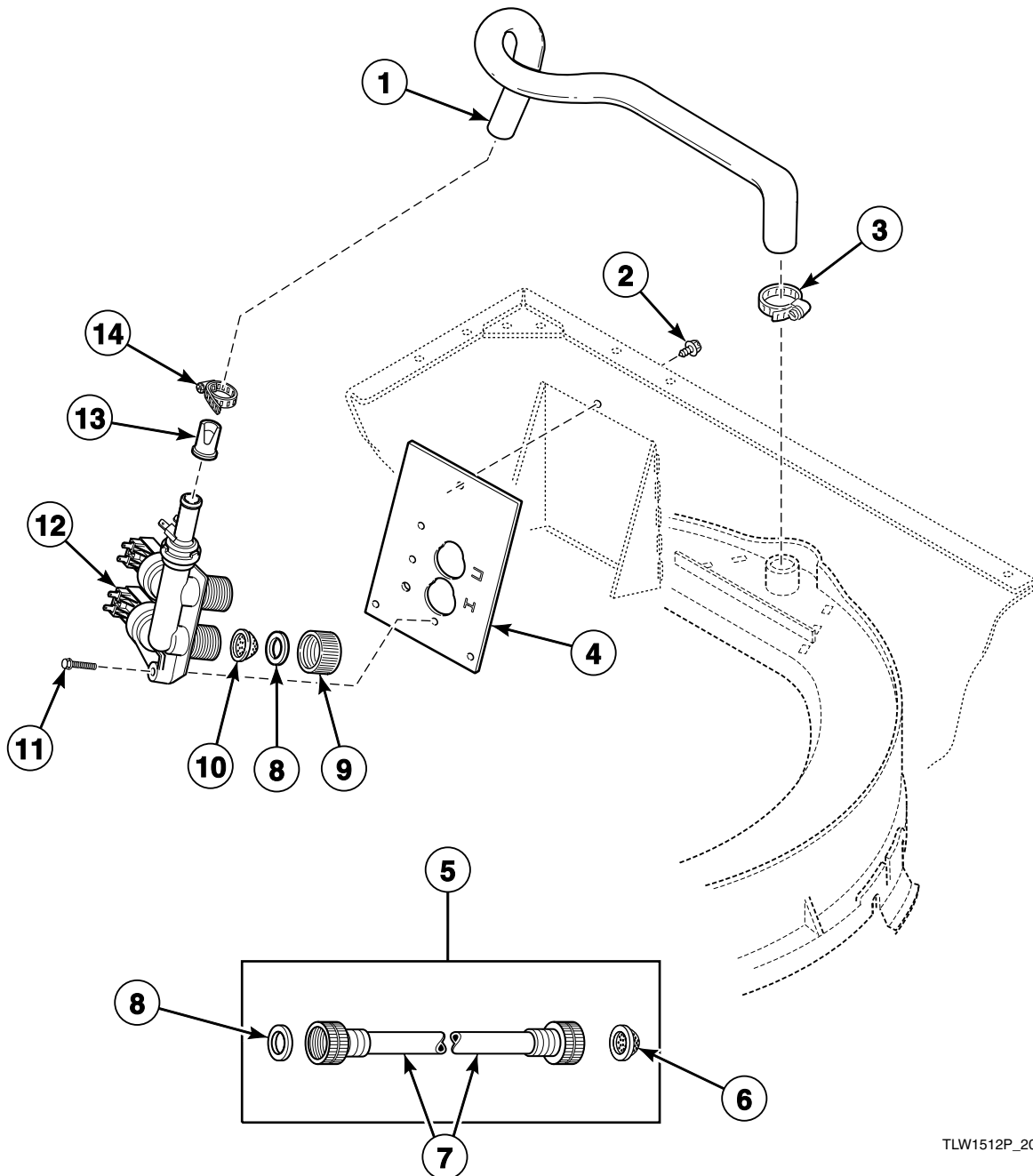
All Models without the Suffix B3069 in the Model Number



TLW1740PA\_201142

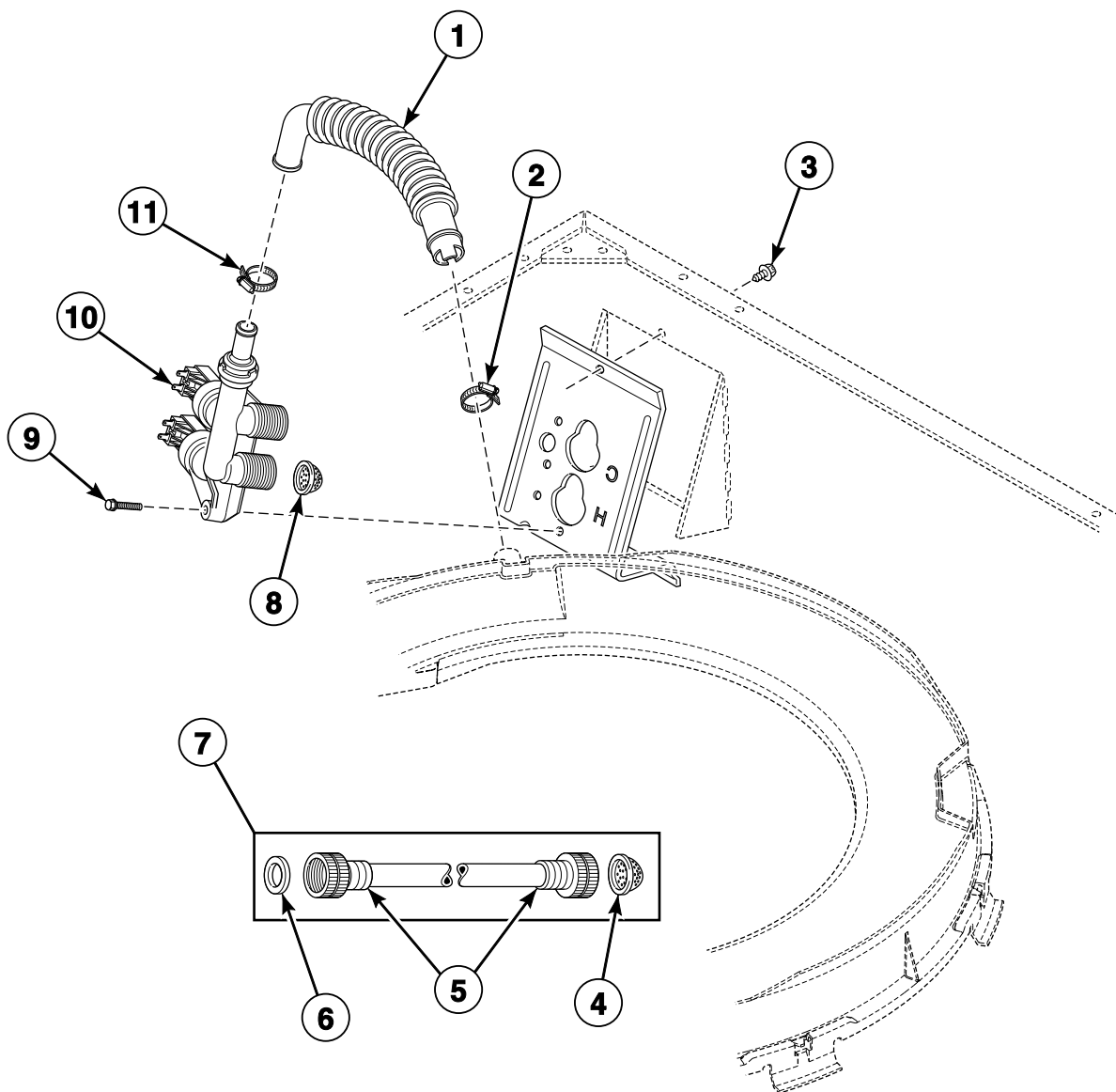
## LWS 2 P19

# Fill Hose, Mixing Valve-to-Tub Cover Hose and Mixing Valve - Model AWZ53N\*-1102



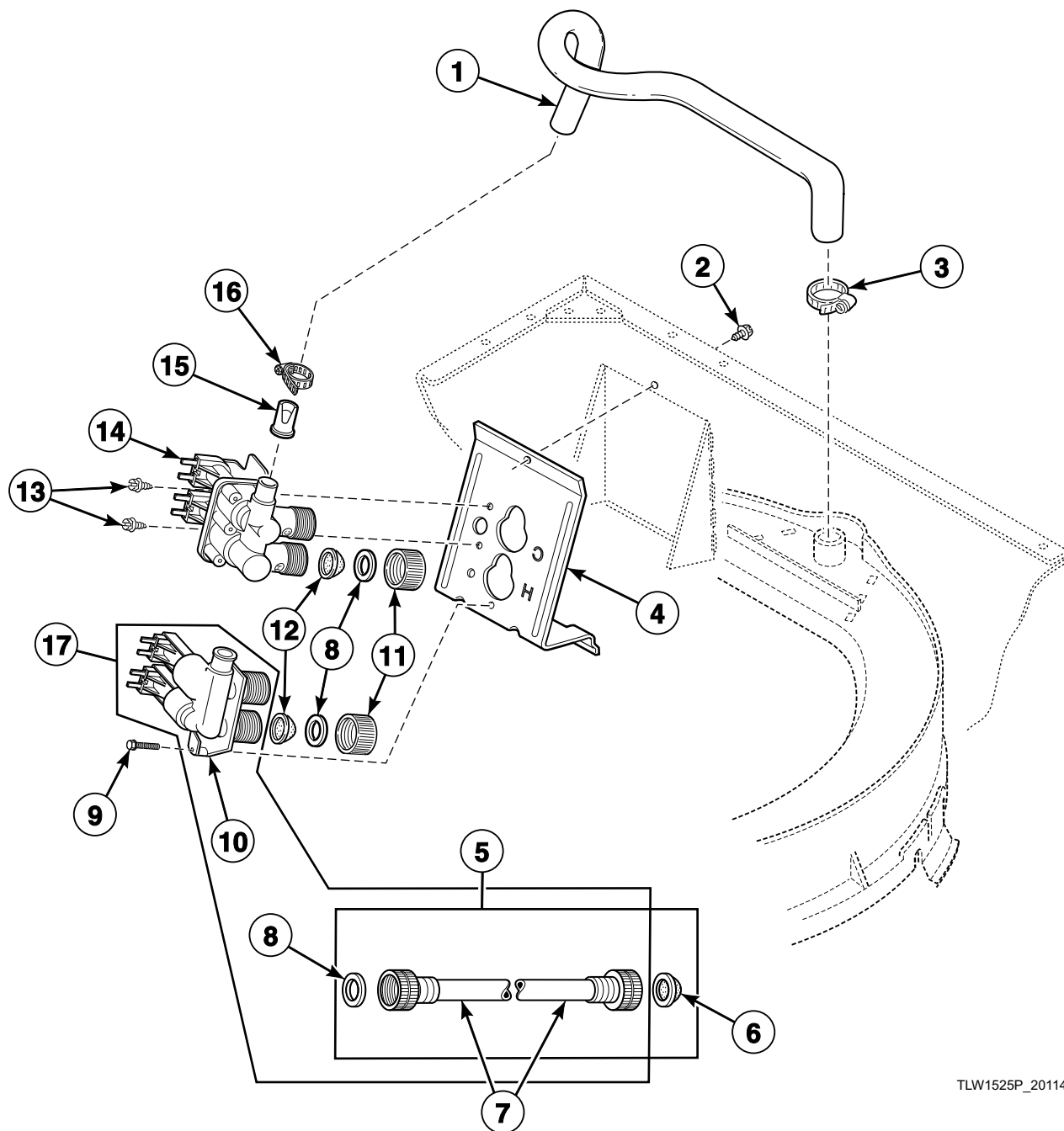
TLW1512P\_201142

# Fill Hose, Mixing Valve-to-Tub Cover Hose and Mixing Valve - Model AUNA62SN301AW01



TLW1716P\_201142

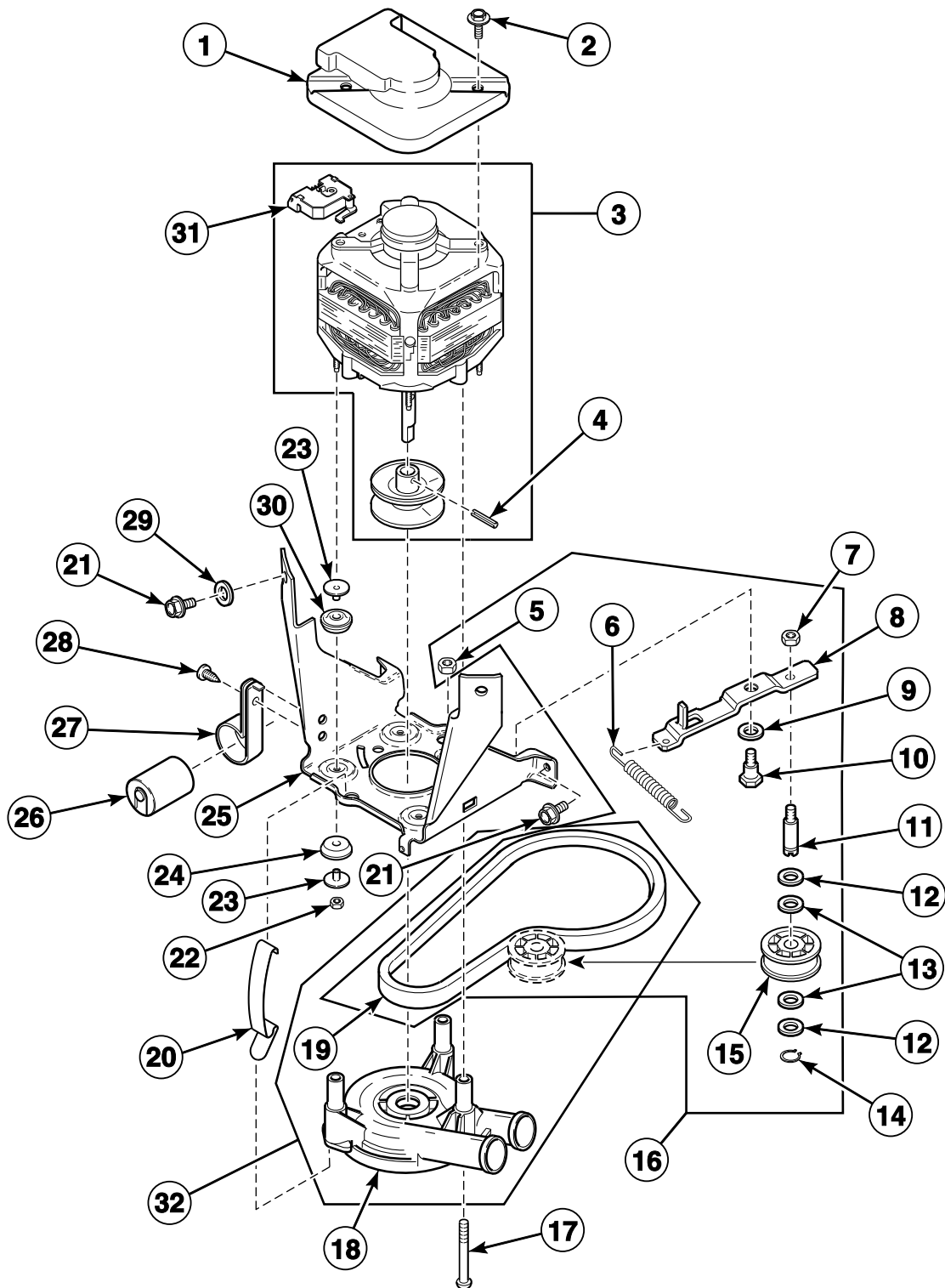
# **Fill Hose, Mixing Valve-to-Tub Cover Hose and Mixing Valve - All Models Except AWZ53N\*-1102 and AWWA62SN301AW01**



TLW1525P\_201142

# Motor, Mounting Bracket, Belt, Pump and Idler Assembly

Models LWZ77M\*-1102 and LWZ77N\*-1102

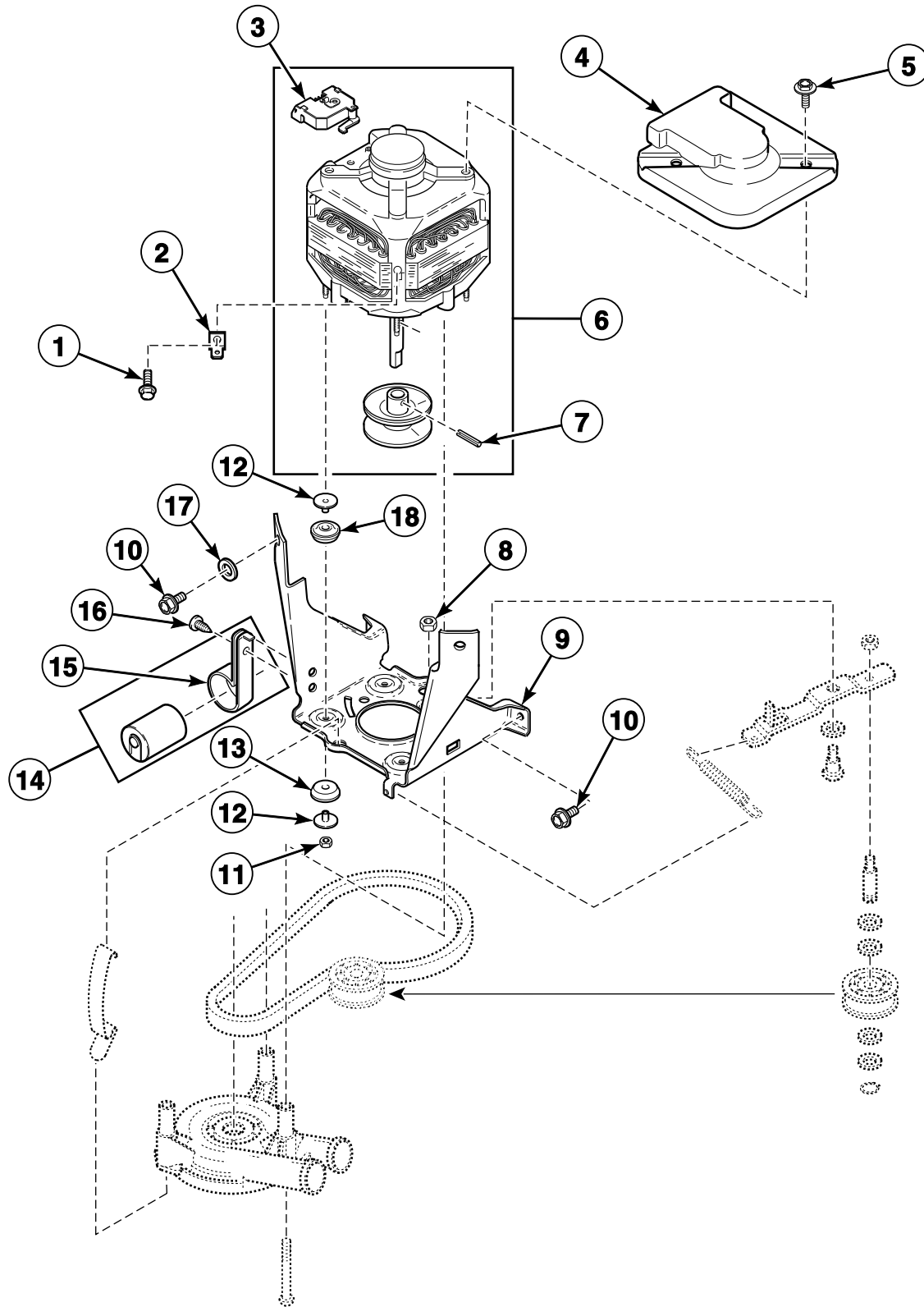


TLW1479P\_201142

LWS 2 P23

# Motor and Mounting Bracket (Drawing 1 of 3)

Models LWS11A\*-3062, LWS11N\*-3062, LWS21A\*-3062 and LWS21N\*-3062

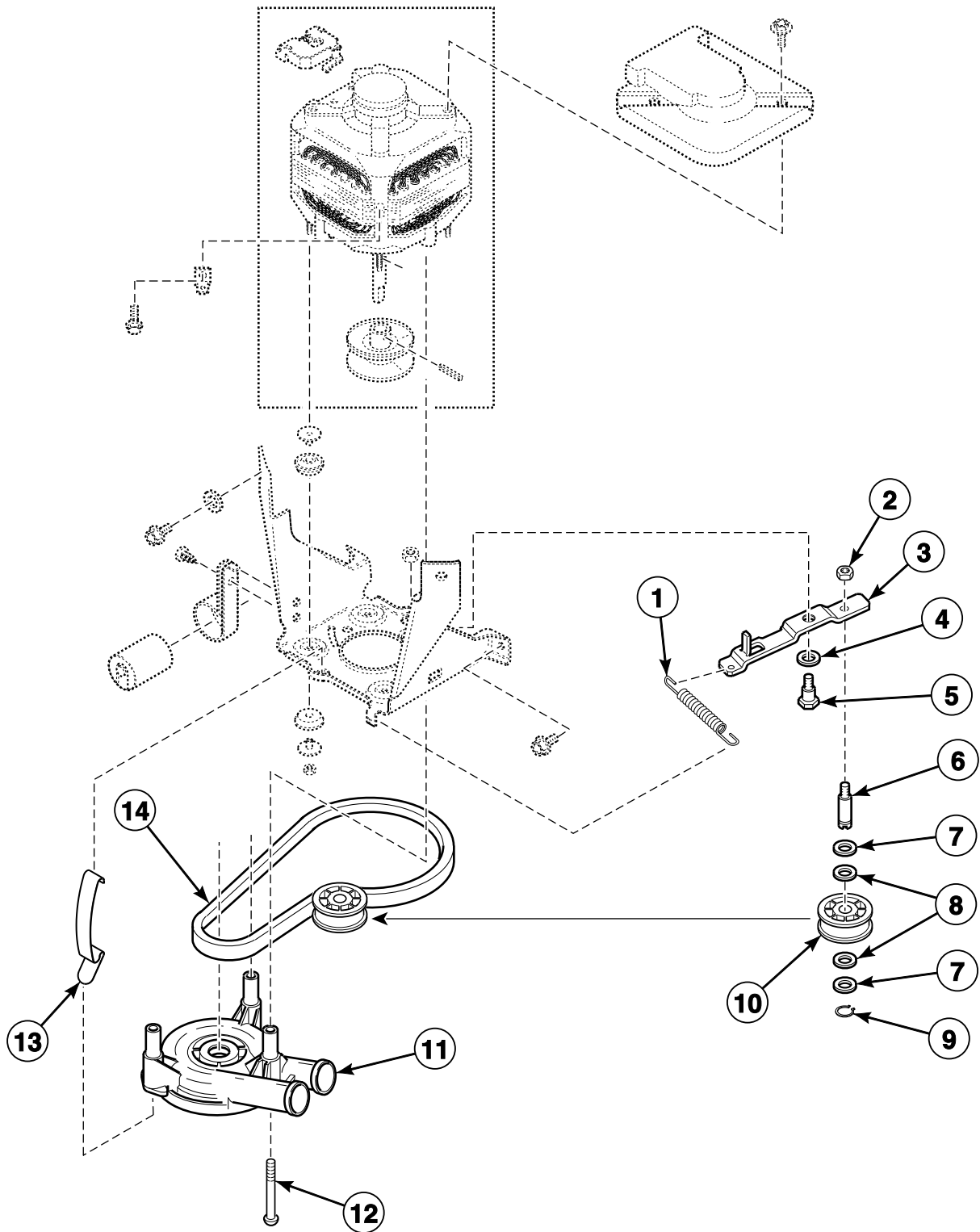


TLW1530P\_201142

# LWS 2 P24

# Belt, Pump and Idler Assembly (Drawing 1 of 3)

Models LWS11A\*-3062, LWS11N\*-3062, LWS21A\*-3062 and LWS21N\*-3062

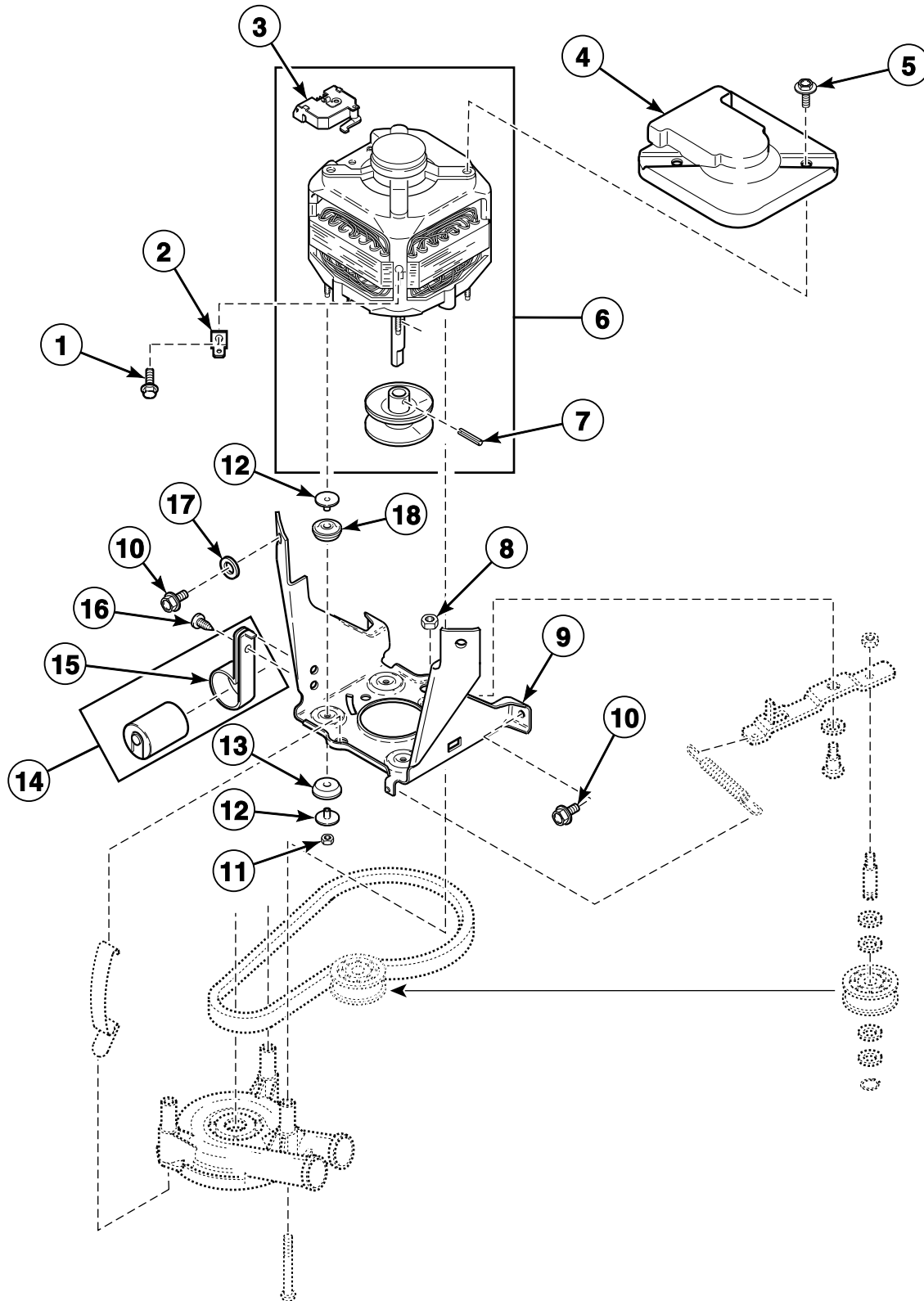


TLW1531P\_201142

# LWS 2 P25

## Motor and Mounting Bracket (Drawing 2 of 3)

Models AWN552SN301AW01, AWN552SN301NW22, Awna62SN301AW01, FWN311SP301NW10, FWN311SP301NW22, LWG74A\*-3050, LWK23A\*-3050, LWK24A\*-3050, LWK24N\*-3050, LWK73A\*-3050, LWK74A\*-3050, LWK74N\*-3050, LWN311SP301NW22, LWN311WP301NW22, LWN312SP301AW01, LWS16M\*-3000, LWS16M\*-3022, LWS16N\*-3022, LWS17A\*-3050, LWS17M\*-3022, LWS17M\*-3050, LWS17N\*-3022, LWS42M\*-3050, LWS42N\*-3050 and LWZ17N\*-3022



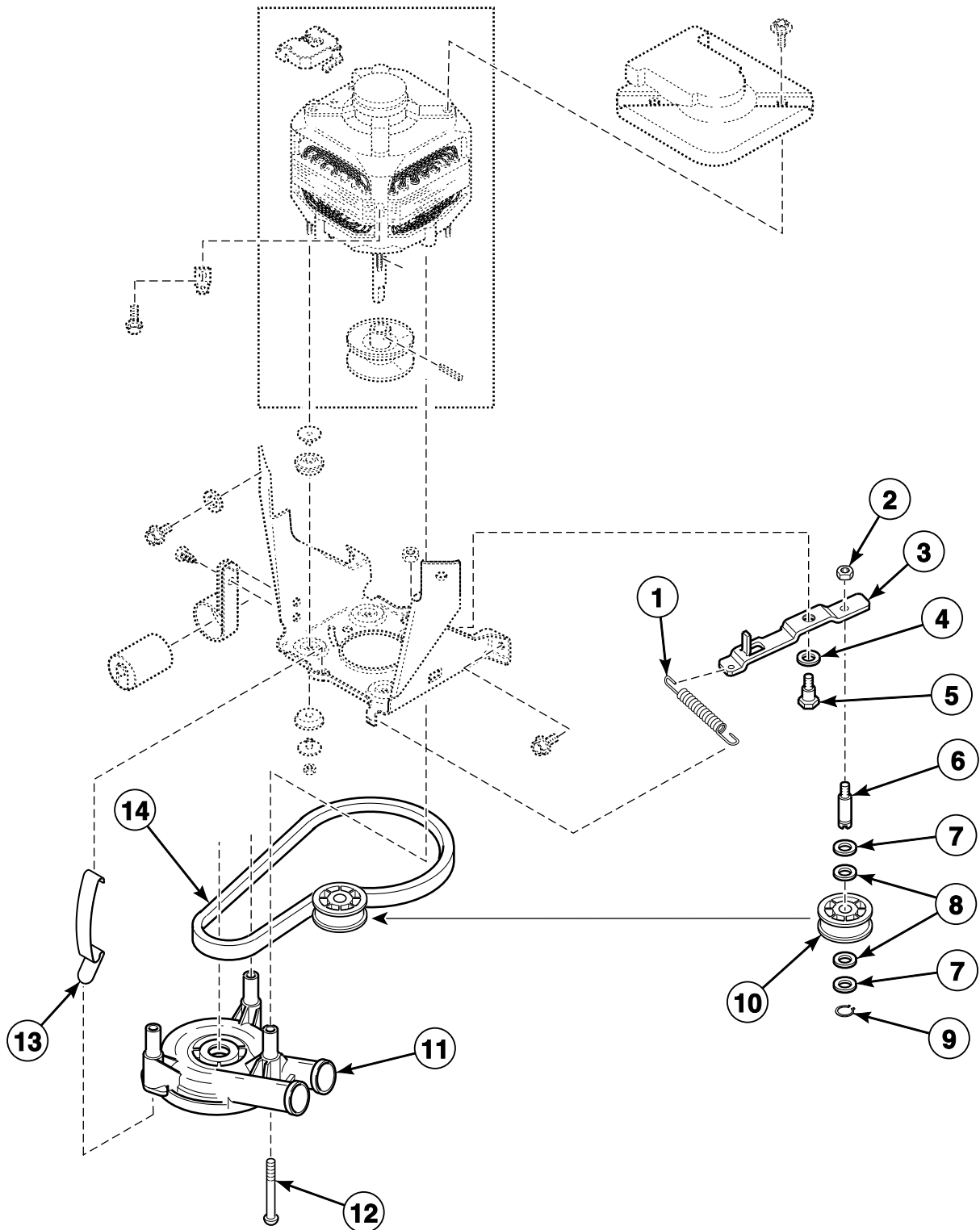
TLW1530PA\_201142

**LWS 2 P26**



## Belt, Pump and Idler Assembly (Drawing 2 of 3)

Models AWN552SN301AW01, AWN552SN301NW22, Awna62SN301AW01, FWN311SP301NW10, FWN311SP301NW22, LWG74A\*-3050, LWK23A\*-3050, LWK24A\*-3050, LWK24N\*-3050, LWK73A\*-3050, LWK74A\*-3050, LWK74N\*-3050, LWN311SP301NW22, LWN311WP301NW22, LWN312SP301AW01, LWS16M\*-3000, LWS16M\*-3022, LWS16N\*-3022, LWS17A\*-3050, LWS17M\*-3022, LWS17M\*-3050, LWS17N\*-3022, LWS42M\*-3050, LWS42N\*-3050 and LWZ17N\*-3022

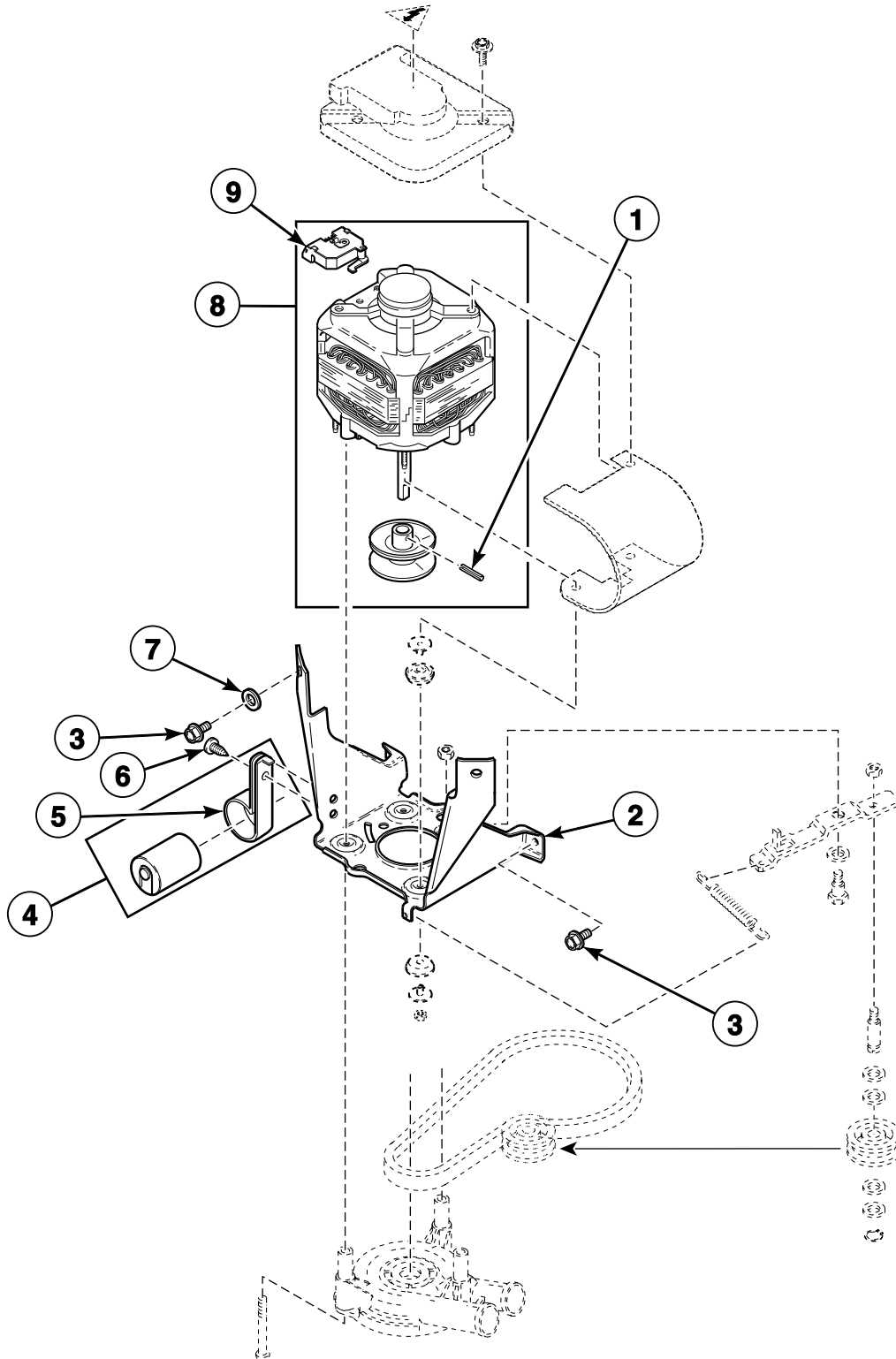


TLW1531P\_201142

**LWS 2 P27**

## Motor and Mounting Bracket (Drawing 3 of 3)

All Models Except AWN552SN301AW01, AWN552SN301NW22, Awna62SN301AW01, FWN311SP301NW10, FWN311SP301NW22, LWG74A\*-3050, LWK23A\*-3050, LWK24A\*-3050, LWK24N\*-3050, LWK73A\*-3050, LWK74A\*-3050, LWK74N\*-3050, LWN311SP301NW22, LWN311WP301NW22, LWN312SP301AW01, LWS11A\*-3062, LWS11N\*-3062, LWS16M\*-3000, LWS16M\*-3022, LWS16N\*-3022, LWS17A\*-3050, LWS17M\*-3022, LWS17M\*-3050, LWS17N\*-3022, LWS21A\*-3062, LWS21N\*-3062, LWS42M\*-3050, LWS42N\*-3050, LWZ17N\*-3022, LWZ77M\*-1102 and LWZ77N\*-1102

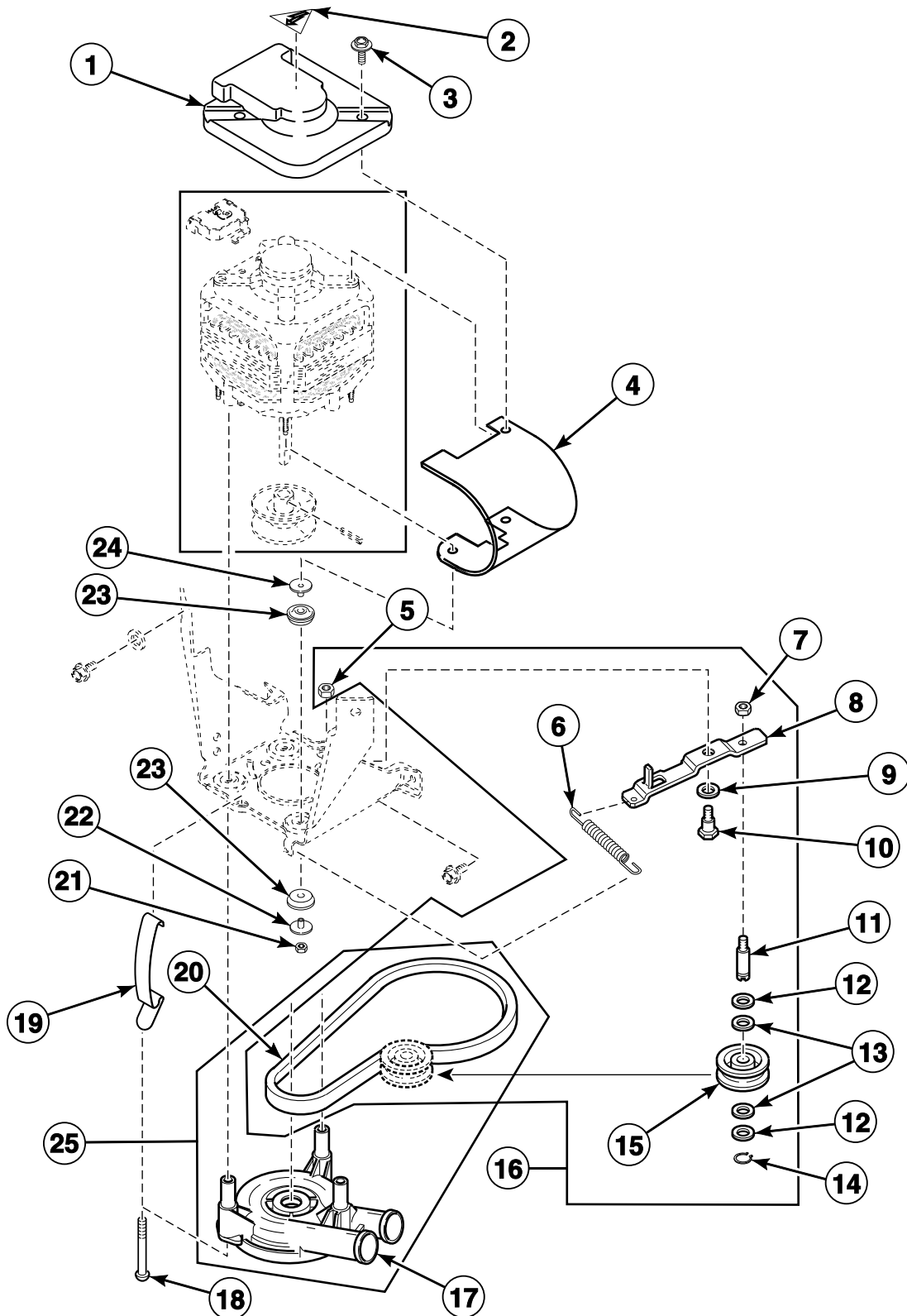


TLW1622P\_201142

**LWS 2 P28**

## Belt, Pump and Idler Assembly (Drawing 3 of 3)

All Models Except AWN552SN301AW01, AWN552SN301NW22, Awna62SN301AW01, FWN311SP301NW10, FWN311SP301NW22, LWG74A\*-3050, LWK23A\*-3050, LWK24A\*-3050, LWK24N\*-3050, LWK73A\*-3050, LWK74A\*-3050, LWK74N\*-3050, LWN311SP301NW22, LWN311WP301NW22, LWN312SP301AW01, LWS11A\*-3062, LWS11N\*-3062, LWS16M\*-3000, LWS16M\*-3022, LWS16N\*-3022, LWS17A\*-3050, LWS17M\*-3022, LWS17M\*-3050, LWS17N\*-3022, LWS21A\*-3062, LWS21N\*-3062, LWS42M\*-3050, LWS42N\*-3050, LWZ17N\*-3022, LWZ77M\*-1102 and LWZ77N\*-1102

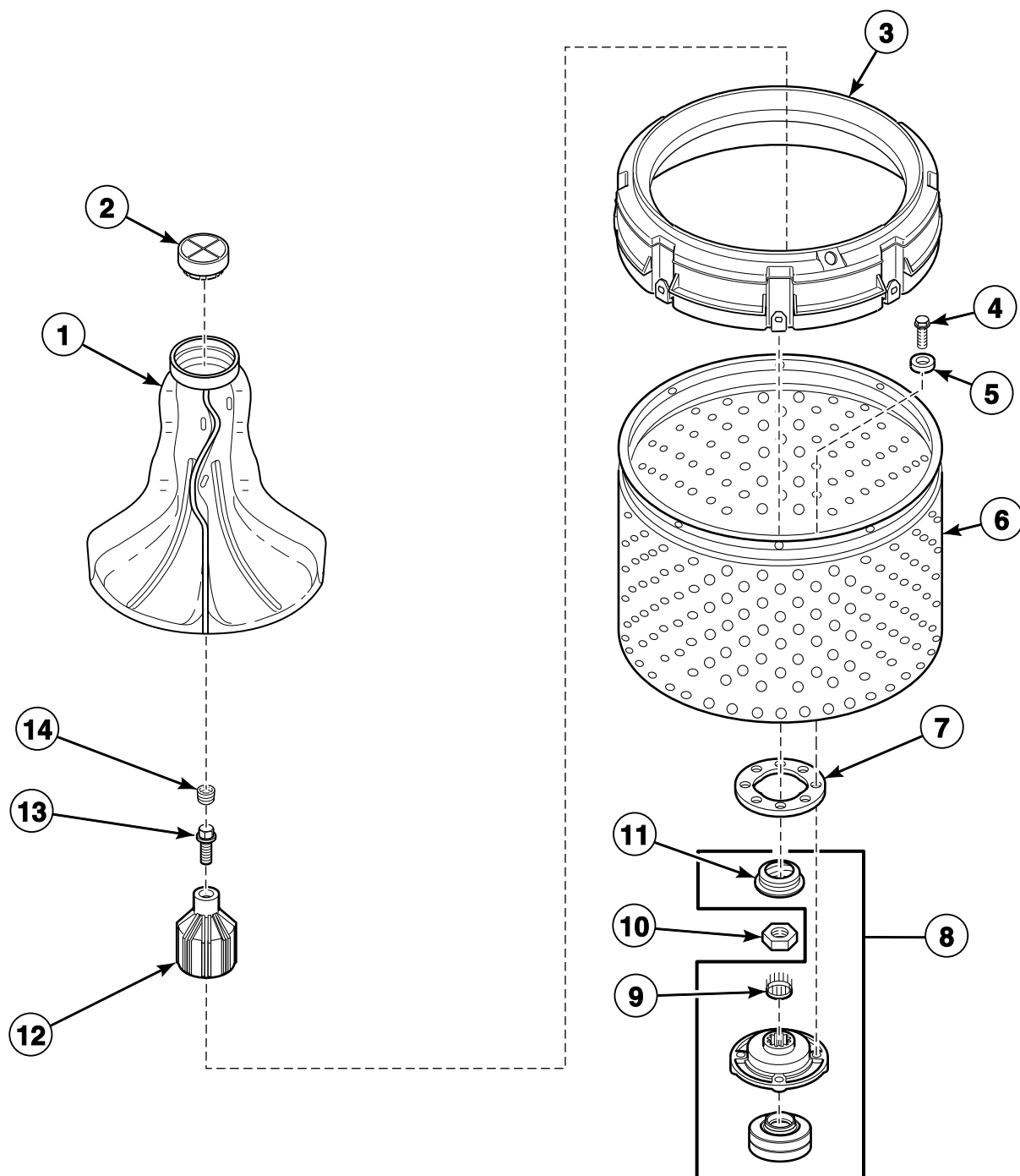


TLW1478P\_201142

**LWS 2 P29**

# Agitator, Drive Bell, Hub and Lip Seal Kit and Washtub

Models LWN311PP111NW22, LWS01N\*-3088, LWS01N\*-3300, LWS02N\*-1122, LWZ01N\*-1102, LWZ02N\*-1102 and YWN311PP111CW01

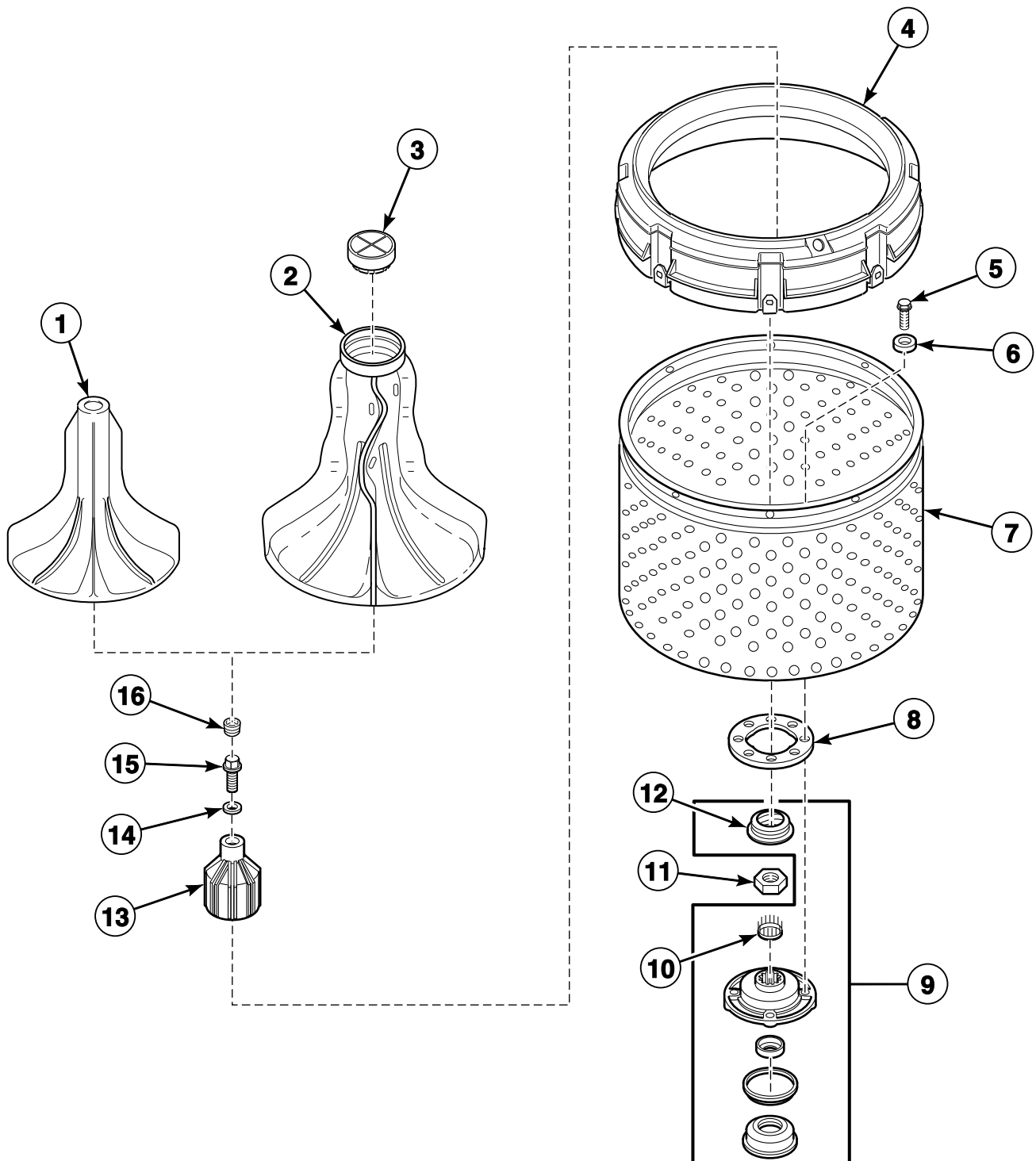


TLW1607P\_201142

## LWS 2 P30

# Agitator, Drive Bell, Hub and Seal Kit and Washtub

Models LWS01A\*-1000, LWS01A\*-1088, LWS01A\*-3088, LWS01A\*-3300,  
LWS01M\*-3088, LWS01M\*-3300 and LWZ01M\*-1102

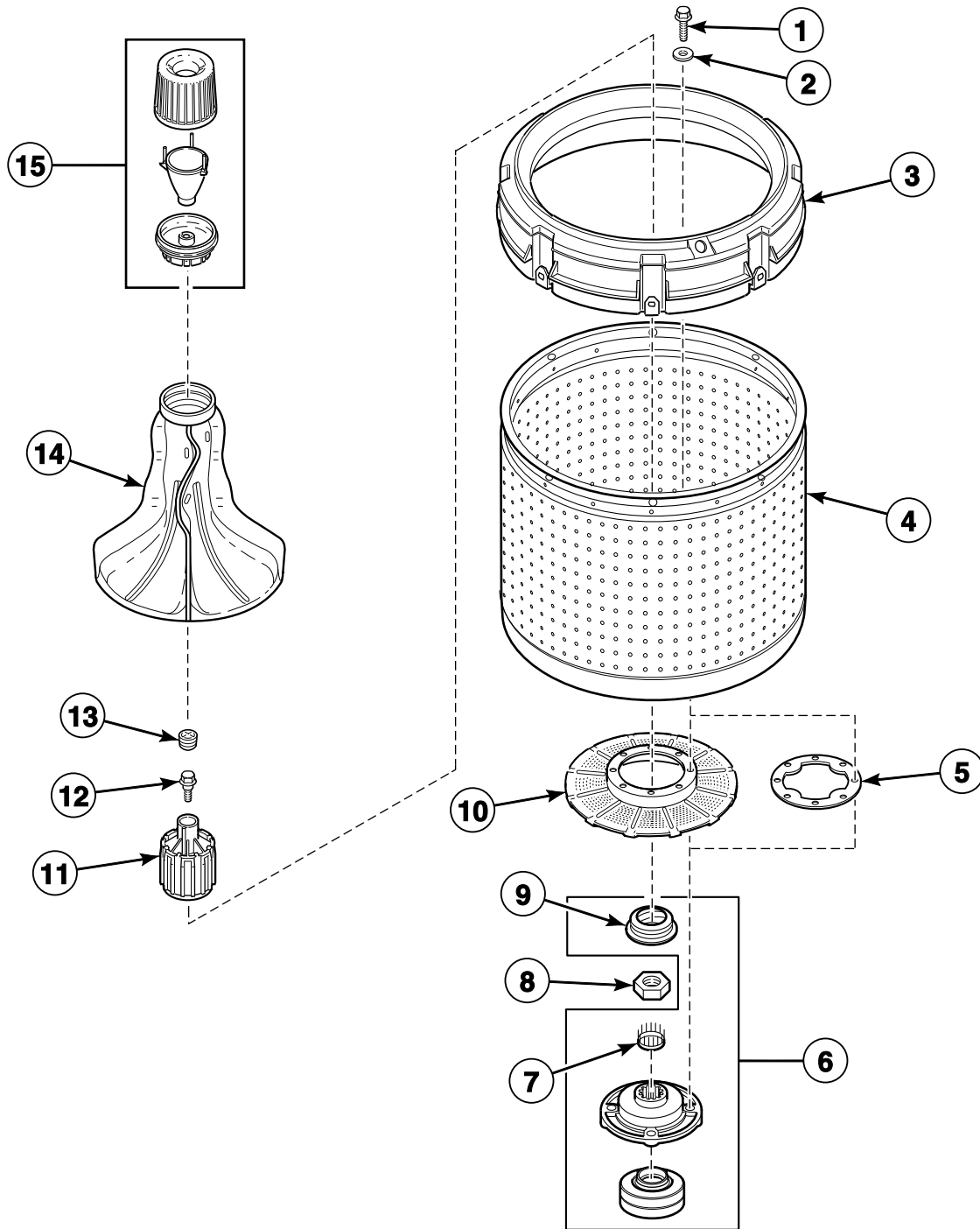


TLW999P\_201142

## LWS 2 P31

# Agitator, Fabric Softener Dispenser, Drive Bell, Hub and Lip Seal Kit and Washtub (Drawing 1 of 2)

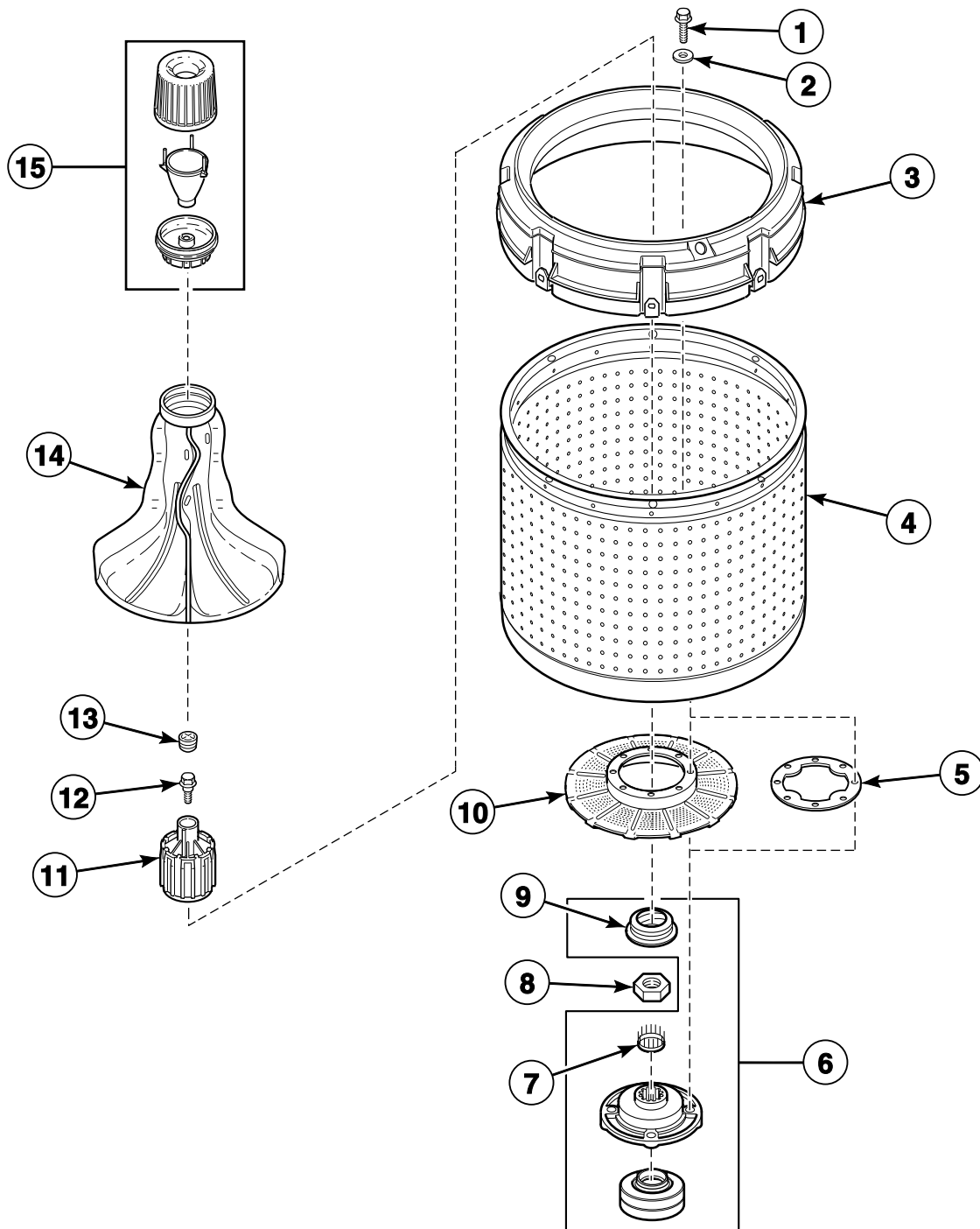
Models AWN552SN301AW01, AWN552SN301NW22, Awna62SN301AW01, AWZ17N\*-1102, AWZ44N\*-1102, AWZ45N\*-1102, AWZ51N\*-1102, AWZ52N\*-1102, CWN311SP111CW01, CWN412SP111CW01, DWN412SP111CW01, FWN311SP301NW10, FWN311SP301NW22, LWD51N\*-1100, LWD52N\*-1100, LWH16N\*-3322, LWH18N\*-3322, LWK24N\*-3050, LWK74N\*-3050, LWN311SP101NW22, LWN311SP111NW22, LWN311SP111TW05, LWN311SP301NW22, LWN311SP331NW22, LWN311SP541NW23, LWN311SP541RW01, LWN311WP101NW22, LWN311WP111NW22, LWN311WP301NW22, LWN311WP331NW22, LWN311WP541NW23, LWN311WP541RW01 and LWN312SP301AW01



TLW1466P\_201142

# **Agitator, Fabric Softener Dispenser, Drive Bell, Hub and Lip Seal Kit and Washtub (Drawing 2 of 2)**

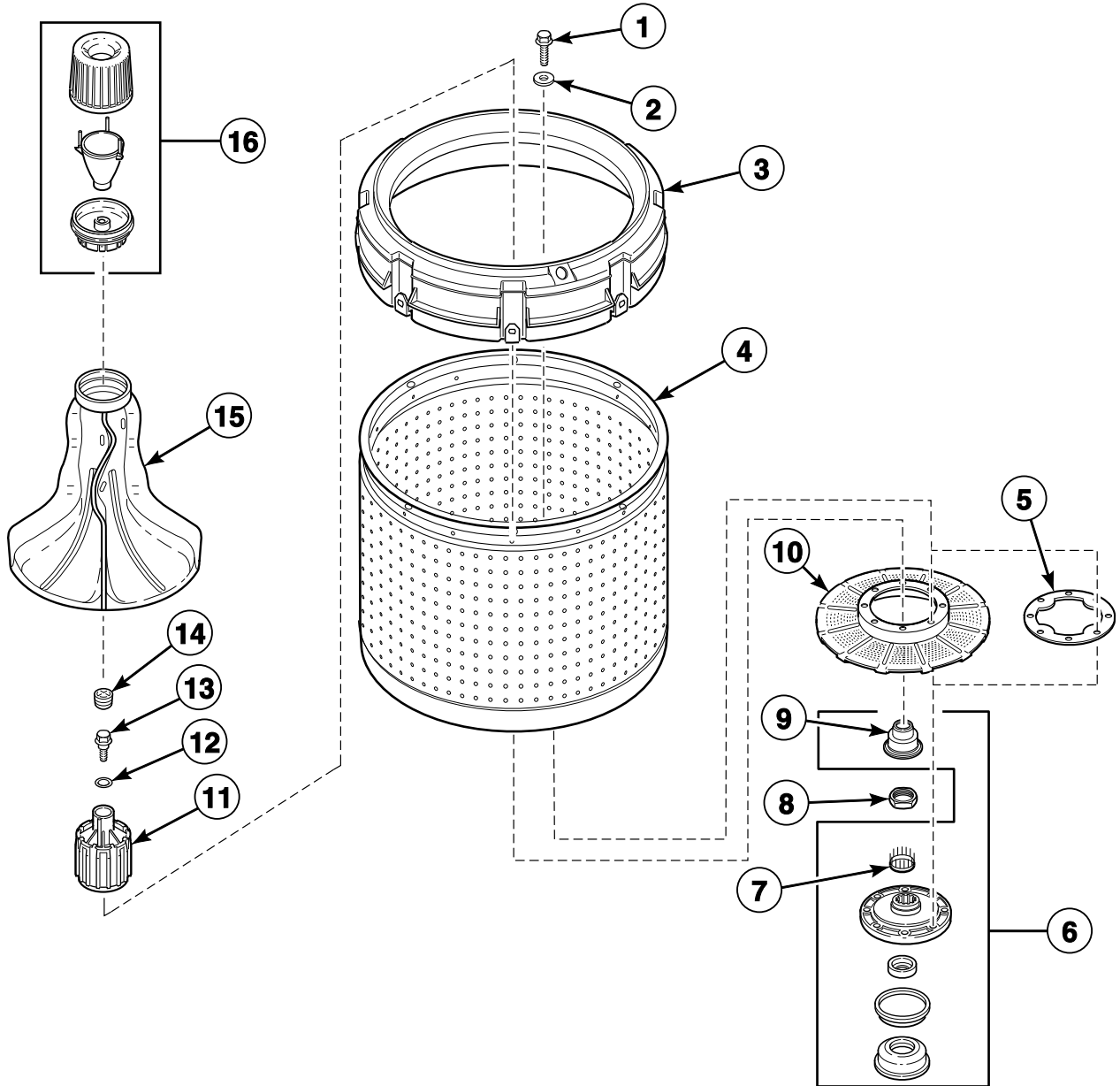
Models LWS11N\*-3062, LWS16N\*-1000, LWS16N\*-1122, LWS16N\*-3022, LWS16N\*-3322, LWS16N\*-5423, LWS16N\*K,  
LWS17N\*-1000, LWS17N\*-1122, LWS17N\*-1127, LWS17N\*-3000, LWS17N\*-3022, LWS17N\*-3028, LWS17N\*-3300,  
LWS17N\*-3322, LWS17N\*-5423, LWS17N\*B3020, LWS17N\*B3069, LWS17N\*K, LWS21N\*-3062, LWS42N\*-3050,  
LWS45N\*-1127, LWS45N\*-1130, LWS52N\*-1127, LWT42N\*-1100, LWT52N\*-1100, LWZ16N\*-1000, LWZ17N\*-3022,  
LWZ17N\*B3020, LWZ17N\*B3069, LWZ20N\*-3300, LWZ22N\*-1102, LWZ42N\*-1102, LWZ52N\*-1102, LWZ77N\*-1102,  
MWN311SP111TW06, YWN321SP541RW01, ZWN311SP111CW01, ZWN412SP111CW01 and ZWN432SP111CW01



TLW1466P\_201142

## Agitator, Fabric Softener Dispenser, Drive Bell, Hub and Seal Kit and Washtub

Models AWZ53N\*-1102, LWB19A\*-1109, LWB19B\*-1109, LWB19M\*-1109, LWD52M\*-1100, LWG74A\*-3050, LWH18A\*-3322, LWK23A\*-3050, LWK24A\*-3050, LWK73A\*-3050, LWK74A\*-3050, LWS01M\*-1000, LWS11A\*-3062, LWS16A\*-1000, LWS16A\*-3000, LWS16A\*-3022, LWS16A\*-3300, LWS16A\*-3322, LWS16A\*K, LWS16B\*K, LWS16M\*-1000, LWS16M\*-3000, LWS16M\*-3022, LWS16M\*-3300, LWS16M\*-3322, LWS16M\*K, LWS17A\*-1000, LWS17A\*-3000, LWS17A\*-3022, LWS17A\*-3028, LWS17A\*-3050, LWS17A\*-3300, LWS17A\*-3322, LWS17A\*B3020, LWS17A\*B3069, LWS17A\*K, LWS17B\*K, LWS17M\*-1000, LWS17M\*-1127, LWS17M\*-3000, LWS17M\*-3022, LWS17M\*-3050, LWS17M\*-3300, LWS17M\*-3322, LWS17M\*B3020, LWS17M\*B3069, LWS17M\*K, LWS21A\*-3062, LWS42M\*-3050, LWS45M\*-1127, LWY17A\*-1109, LWY17B\*-1109, LWY17M\*-1109, LWY45A\*-1109, LWY45B\*-1109, LWY45M\*-1109, LWZ16A\*-1000, LWZ16M\*-1000, LWZ17A\*-3000, LWZ17A\*B3020, LWZ17A\*B3069, LWZ17M\*-3000, LWZ17M\*B3020, LWZ17M\*B3069, LWZ20M\*-3300, LWZ22M\*-1102, LWZ42M\*-1102, LWZ52M\*-1102 and LWZ77M\*-1102



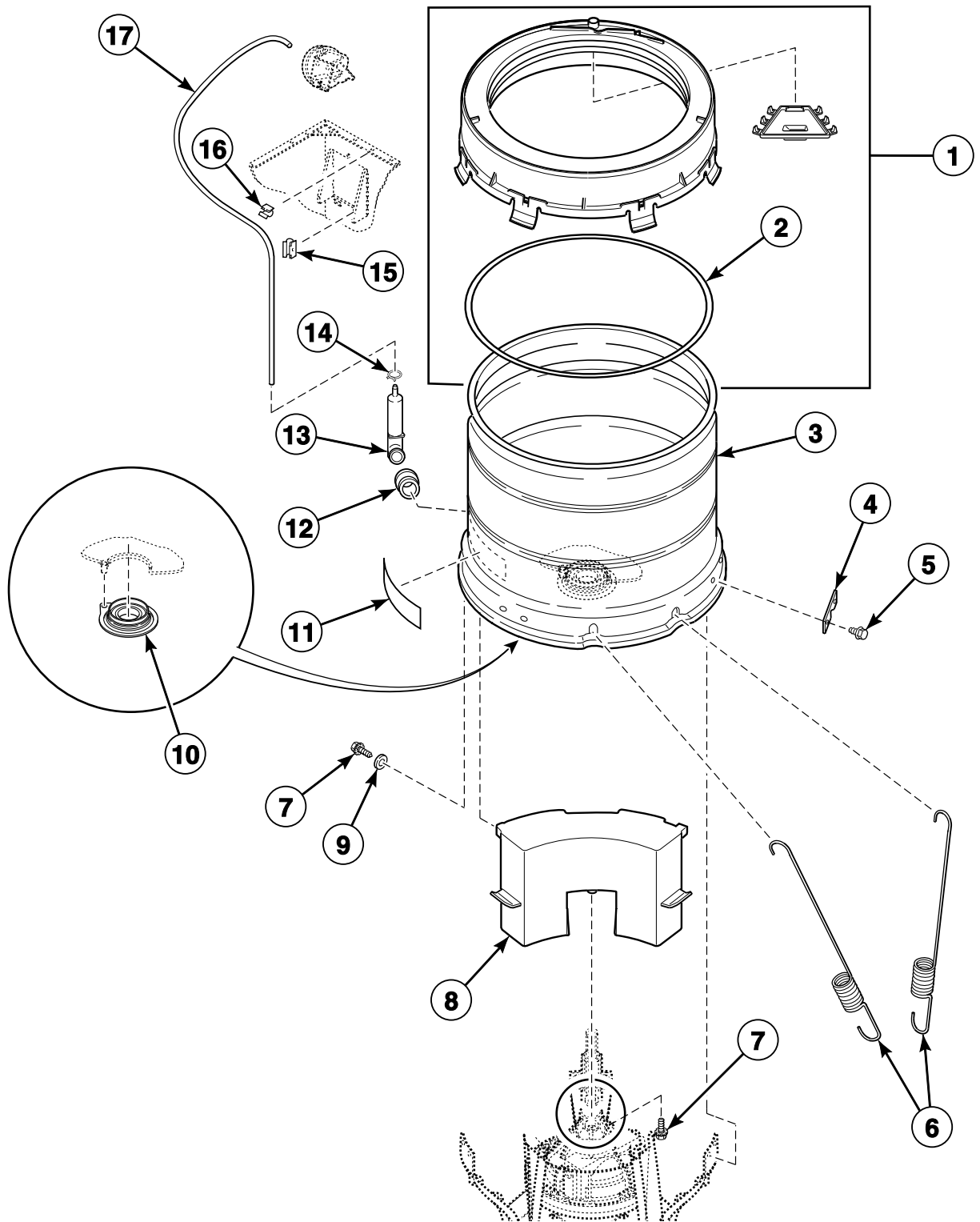
TLW1669P 201142

# LWS 2 P34



# Outer Tub, Cover, Bearing and Seal Housing, Pressure Hose and Counterweight (Drawing 1 of 2)

Models with the Letter "N" in the 3rd or 6th Character of the Model Number except AWNA62SN301AW01

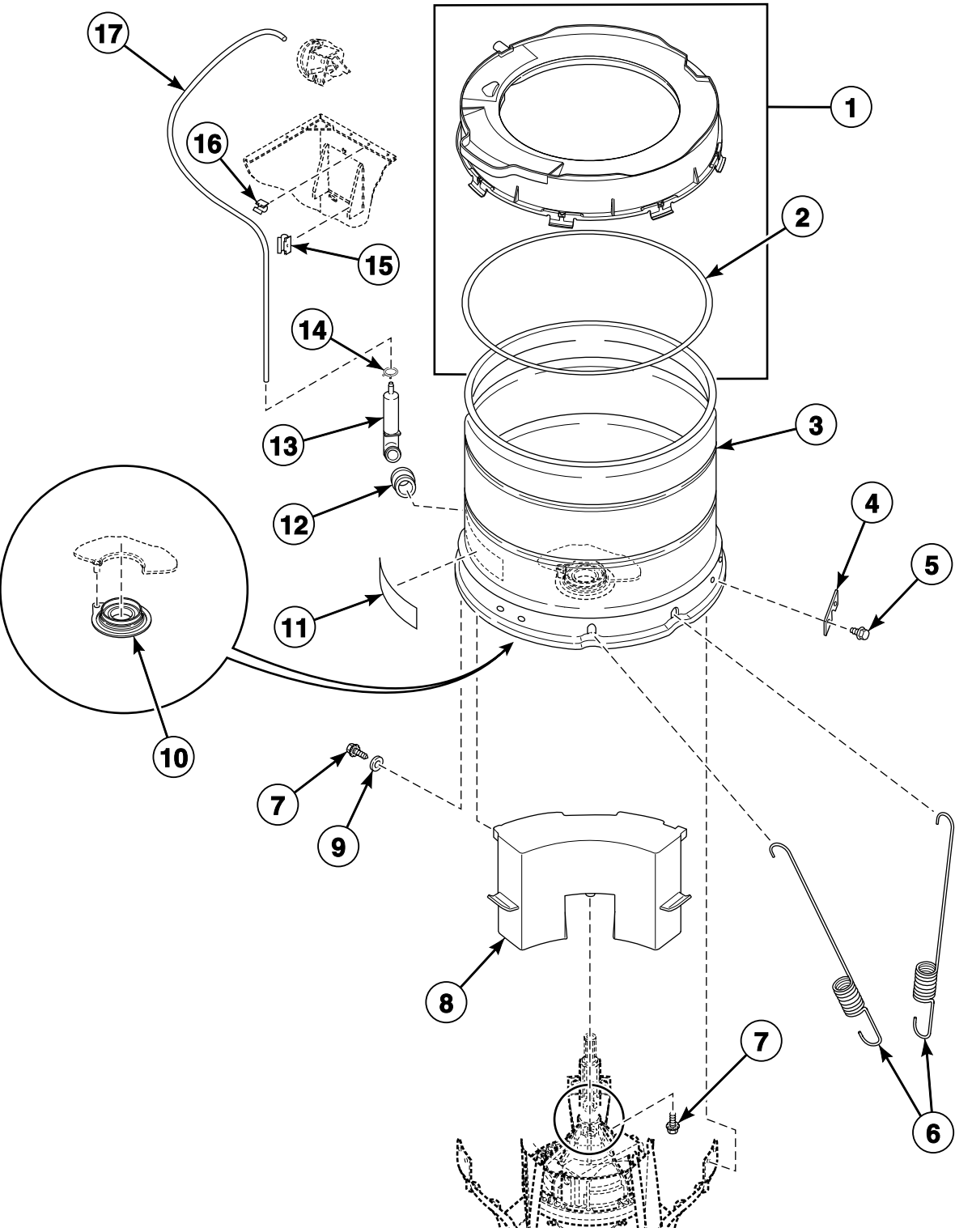


TLW1464P\_201142

**LWS 2 P35**

# Outer Tub, Cover, Bearing and Seal Housing, Pressure Hose and Counterweight (Drawing 2 of 2)

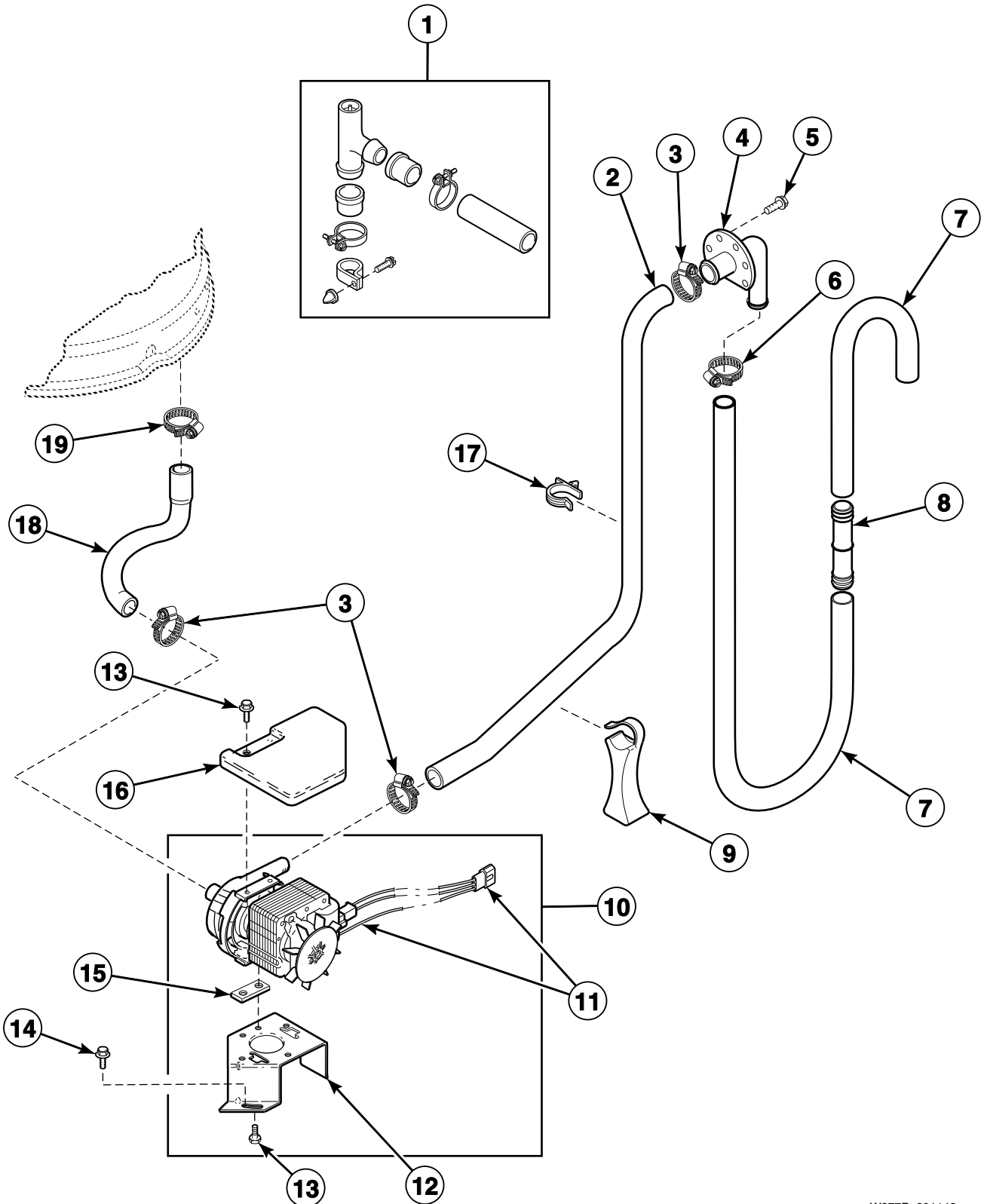
Model AWWA62SN301AW01



TLW1717P\_201142

# Electric Drain Pump with Rubber Drain Hose and Siphon Break Kit

Models LWS11A\*-3062 Through Serial No. 0007000815 and LWS21A\*-3062 Through Serial No. 0004002933

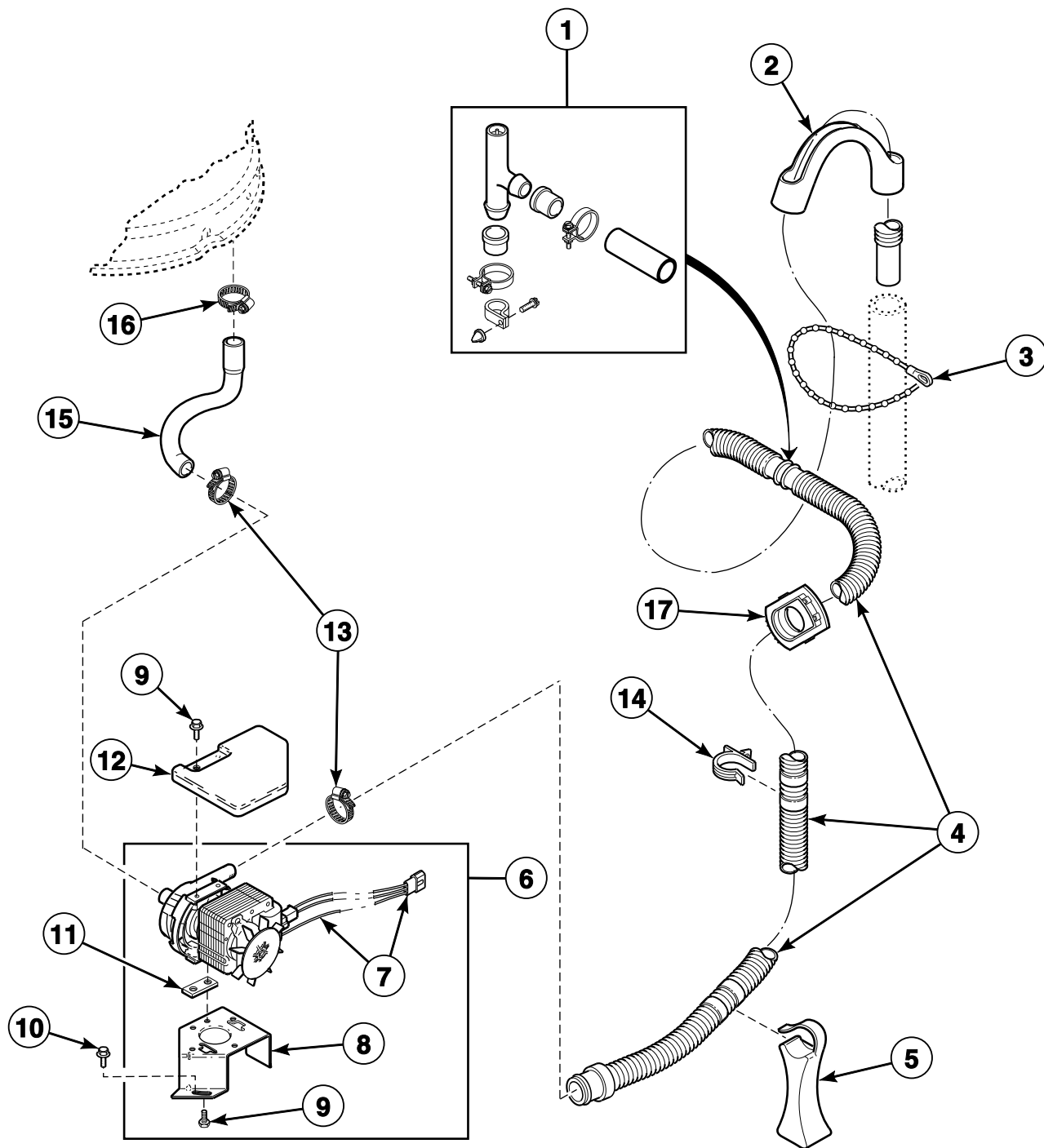


W377P\_201142

## LWS 2 P37

# Electric Drain Pump with Plastic Drain Hose and Siphon Break Kit

Models AWN552SN301AW01, AWN552SN301NW22, AWWA62SN301AW01, LWG74A\*-3050, LWK23A\*-3050, LWK24A\*-3050, LWK24N\*-3050, LWK73A\*-3050, LWK74A\*-3050 and LWK74N\*-3050

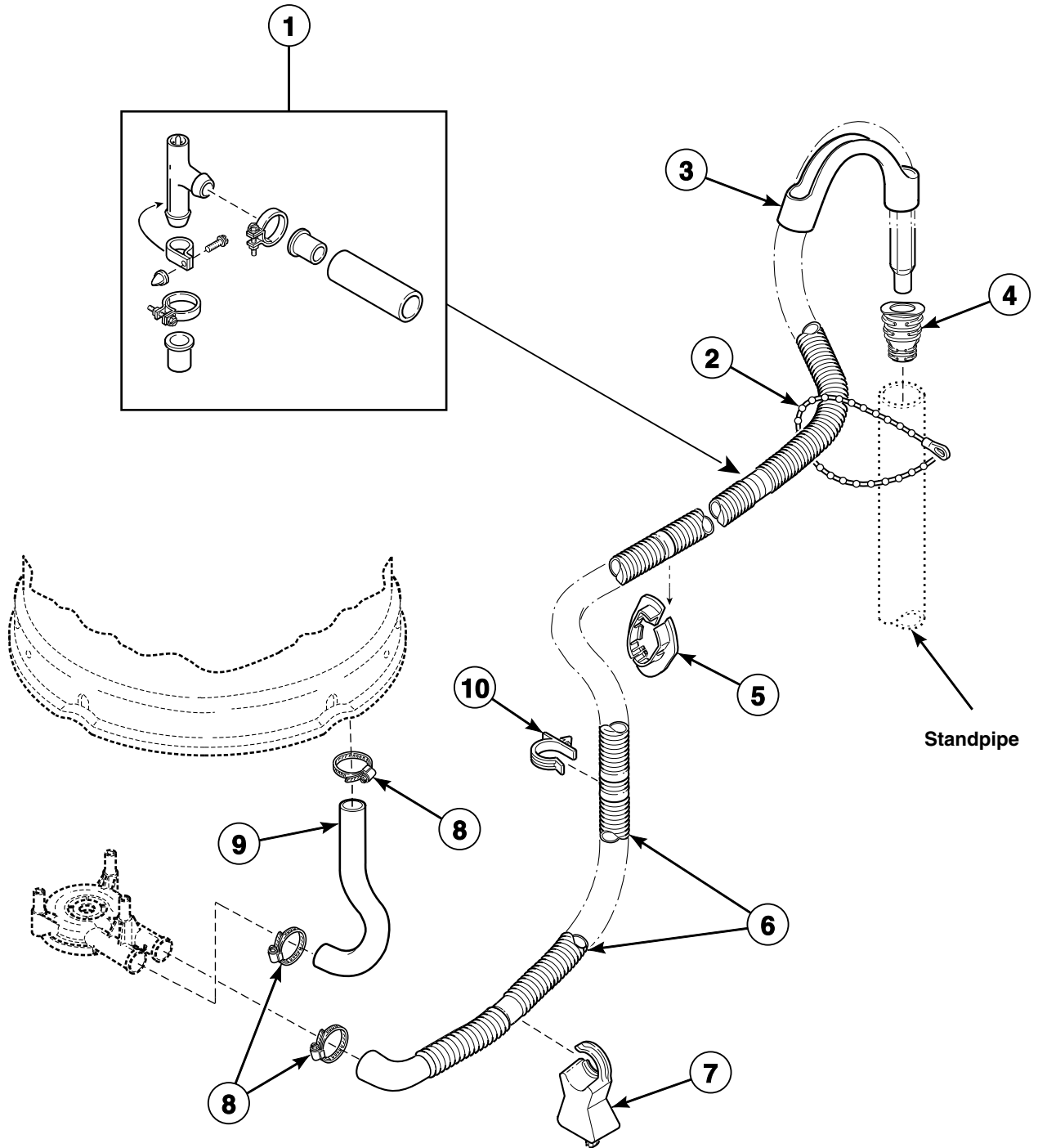


W378P\_201142

**LWS 2 P38**

# Plastic Drain Hose and Siphon Break Kit

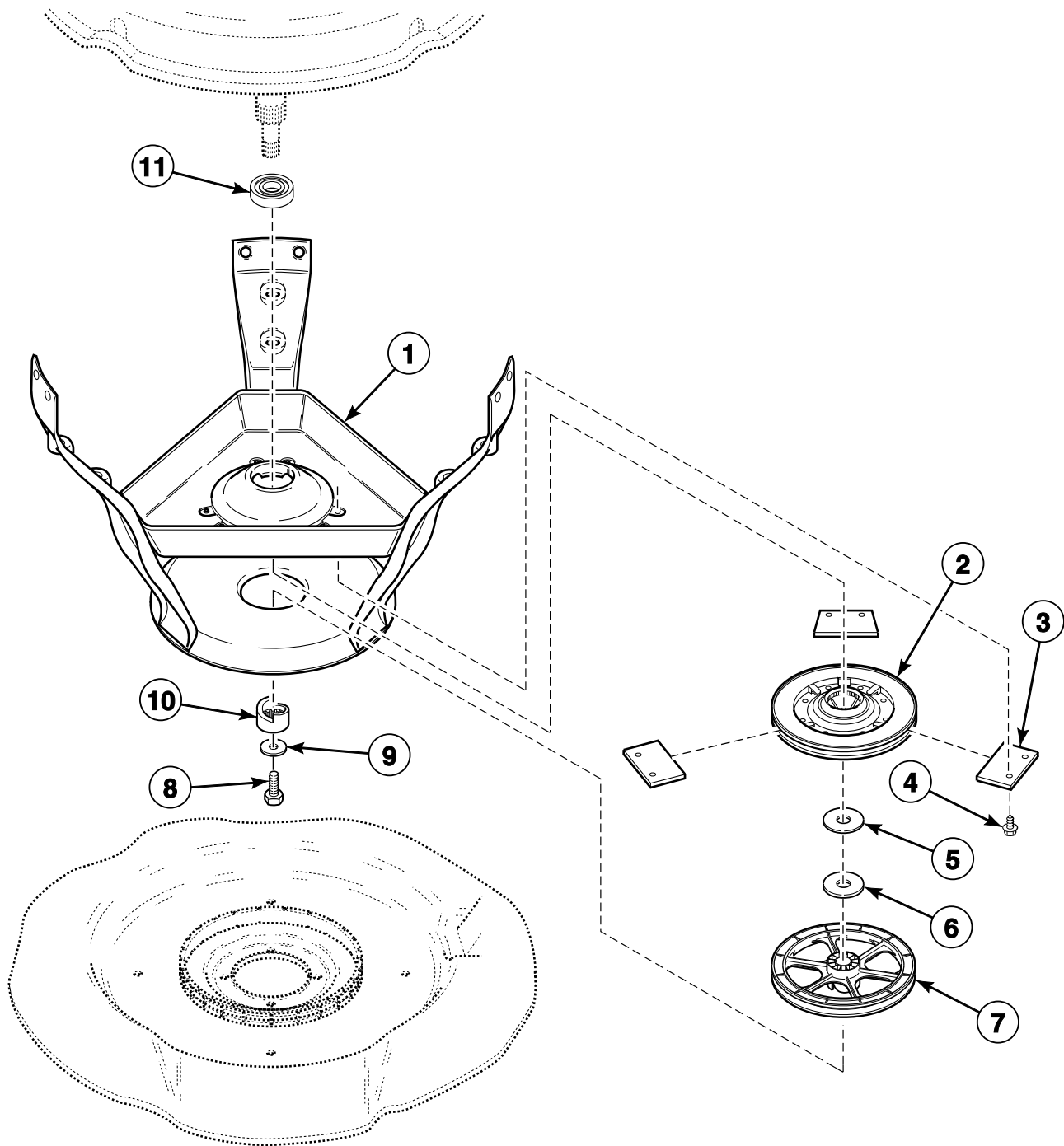
Models LWS11A\*-3062 Starting Serial No. 0007000816 and LWS21A\*-3062 Starting Serial No. 0004002934  
and All Other Models Except AWN552SN301AW01, AWN552SN301NW22, AWWA62SN301AW01, LWG74A\*-3050,  
LWK23A\*-3050, LWK24A\*-3050, LWK24N\*-3050, LWK73A\*-3050, LWK74A\*-3050 and LWK74N\*-3050



W329P\_201142

**LWS 2 P39**

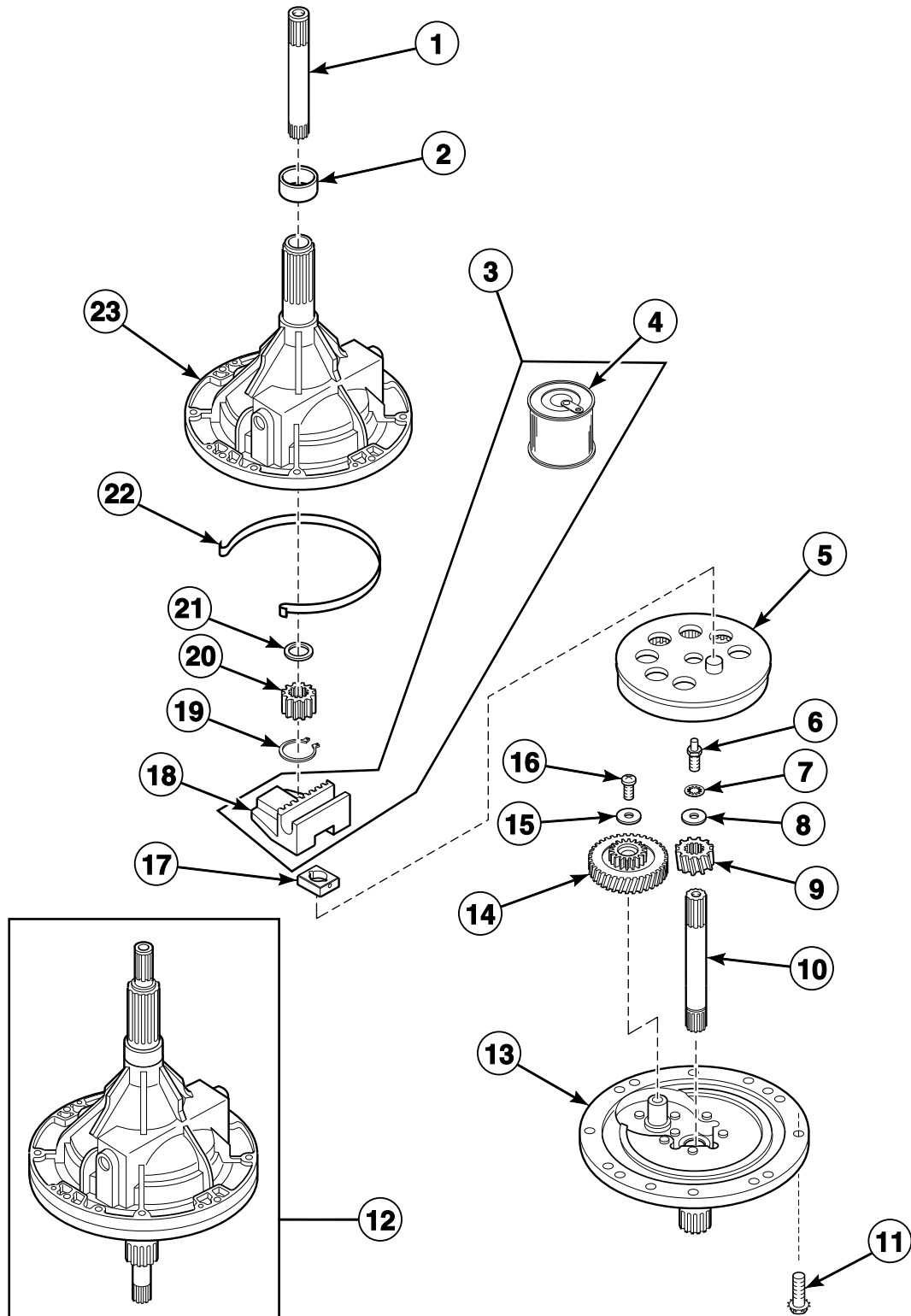
## Weldment and Bearing Assembly, Brake and Pulley



W333P\_201142

**LWS 2 P40**

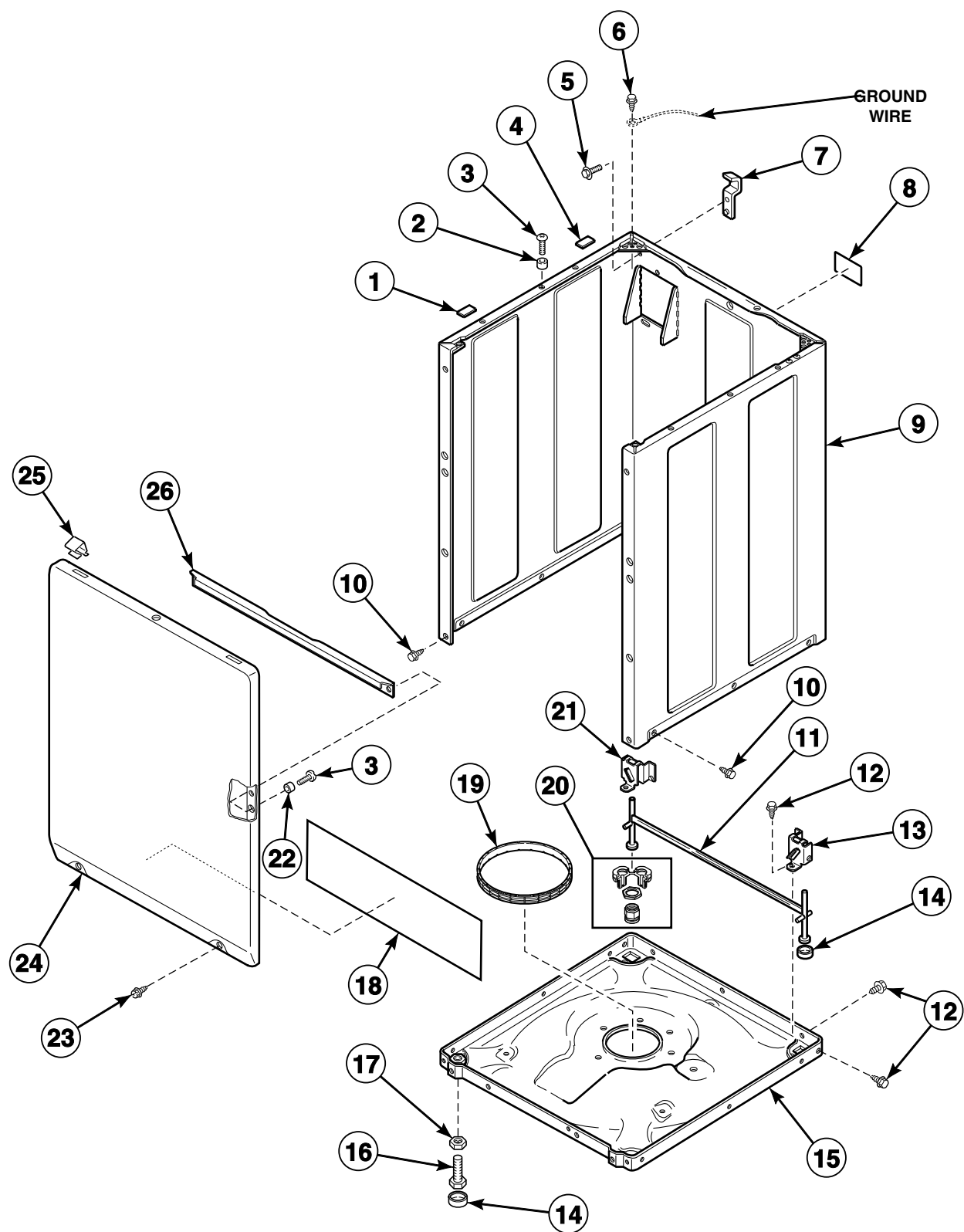
# Transmission Assembly



TLW1571K\_201142

LWS 2 P41

# Front Panel, Base Assembly and Cabinet Kit

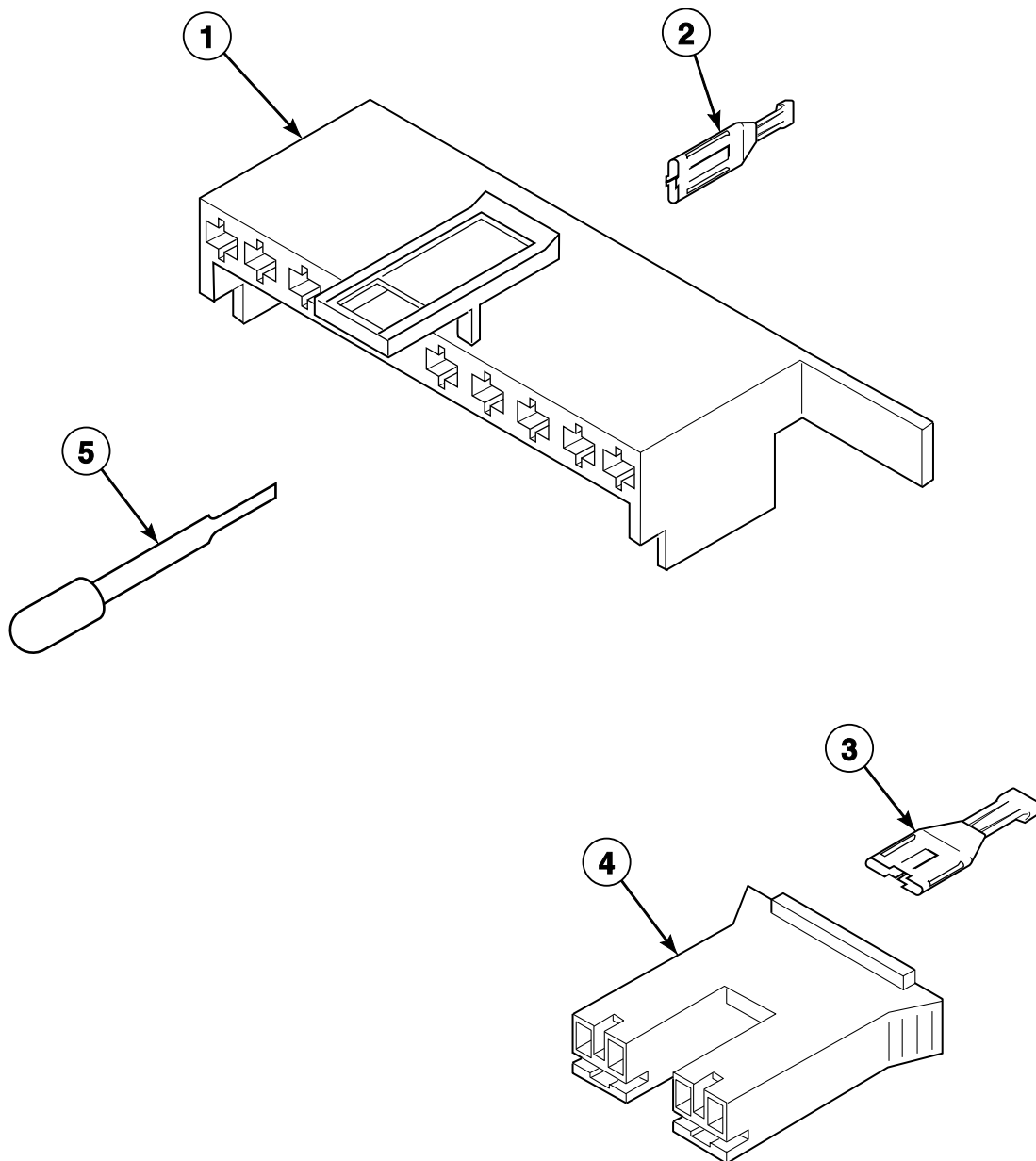


TLW1709P\_201142

LWS 2 P42

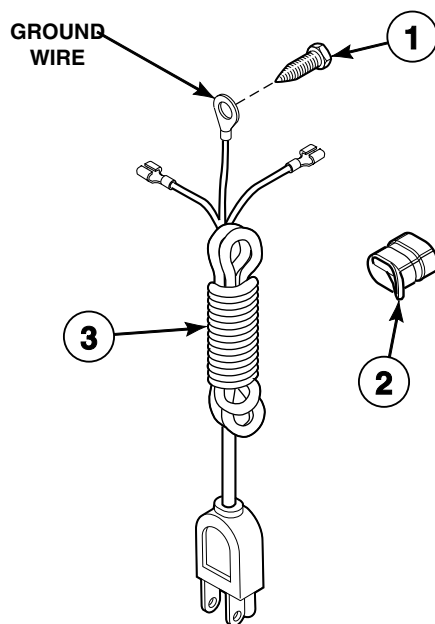


## Mixing Valve and Motor Connection Blocks, Terminals and Extractor Tool



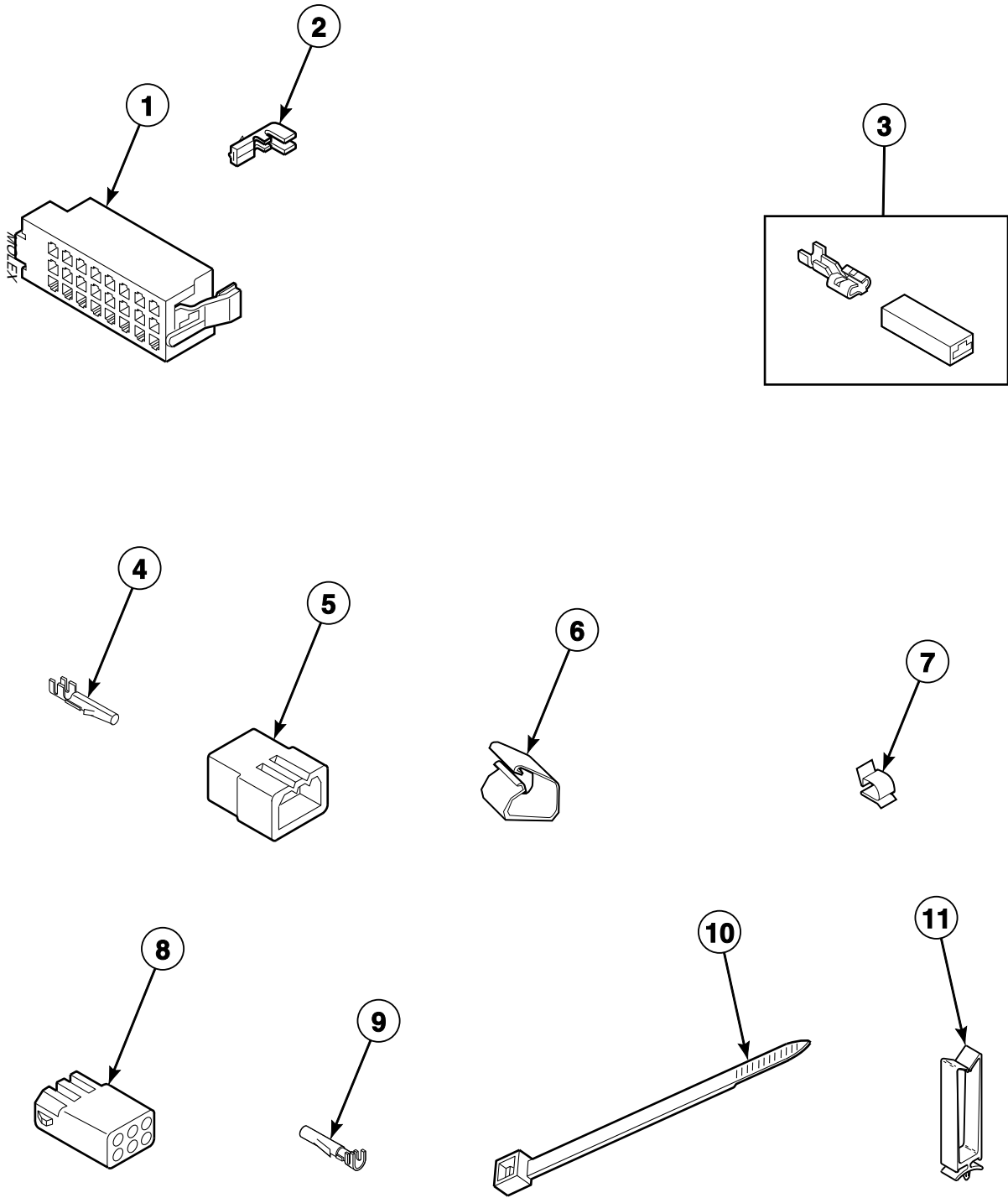
W134PZ3A\_201142

# Power Cord



TLW1526P\_201142


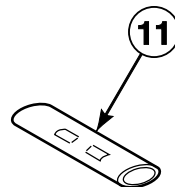

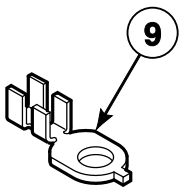

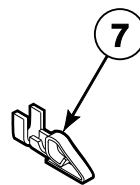


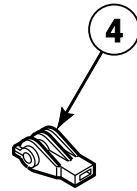
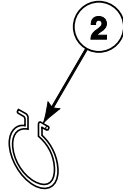

# Terminals and Clips



TLW1527P\_201142

LWS 2 P45

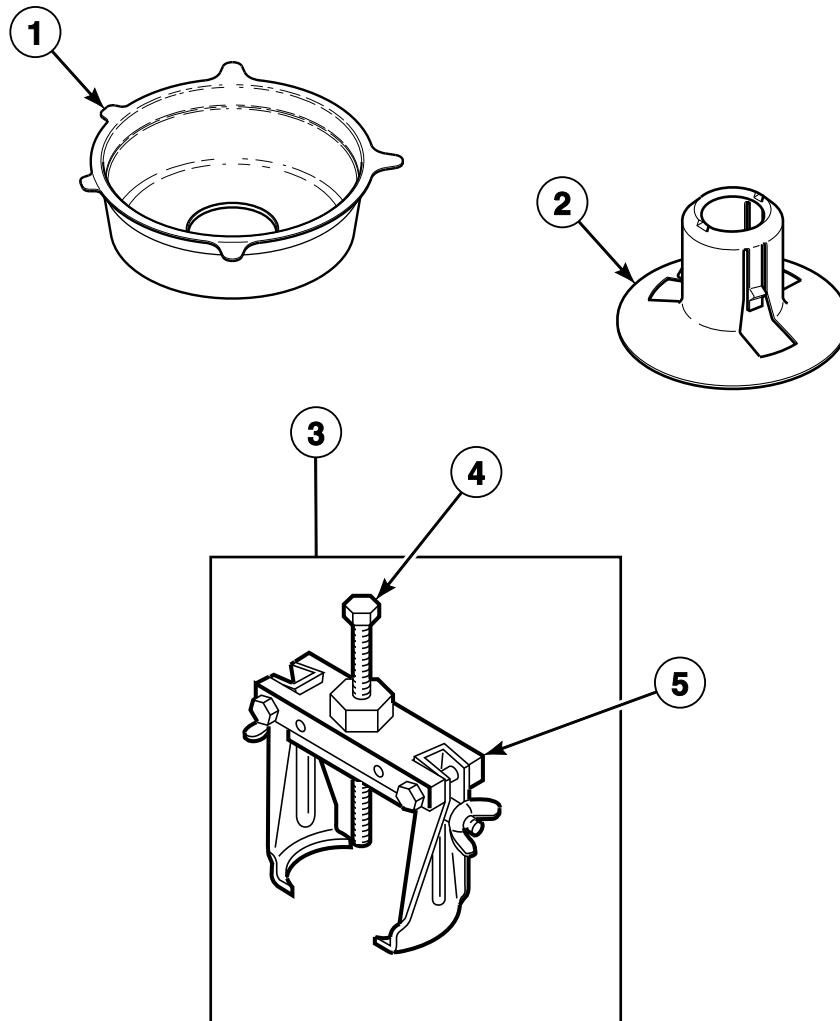
## Terminals



W248PZ3A\_201142

# LWS 2 P46

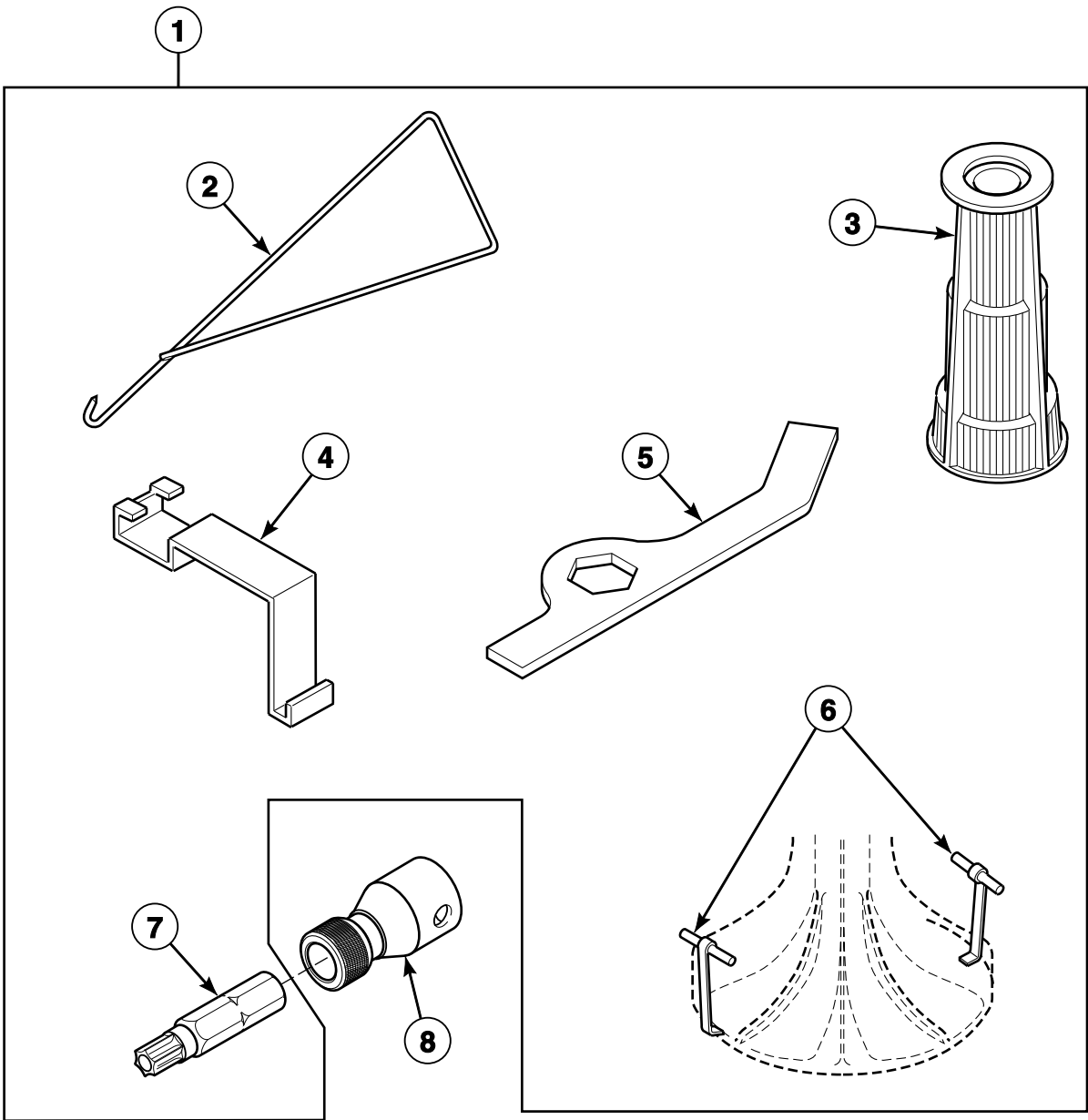
## Shipping Materials and Special Tools



TLW1678P\_201142

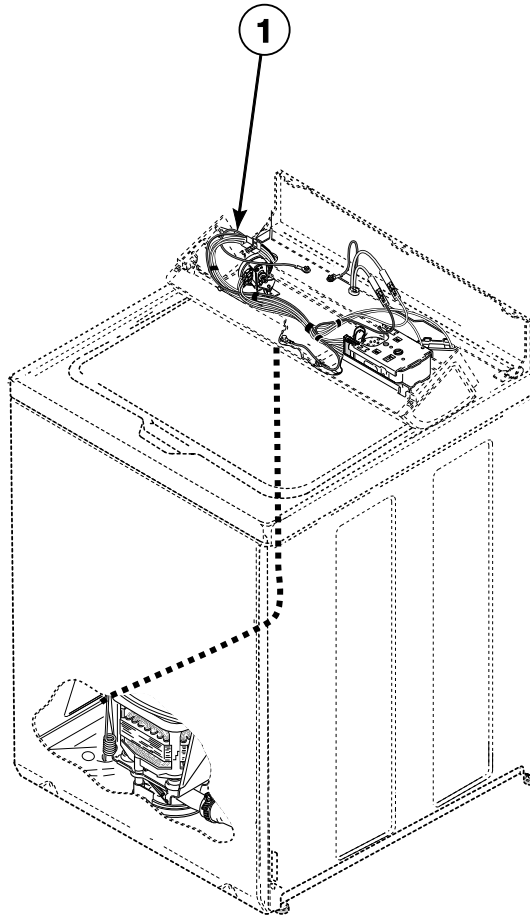
**LWS 2 P47**

# Special Tools



TLW1649P\_201142

## Wire Harnesses and Wires (Drawing 1 of 3)



TLW1533P\_201142